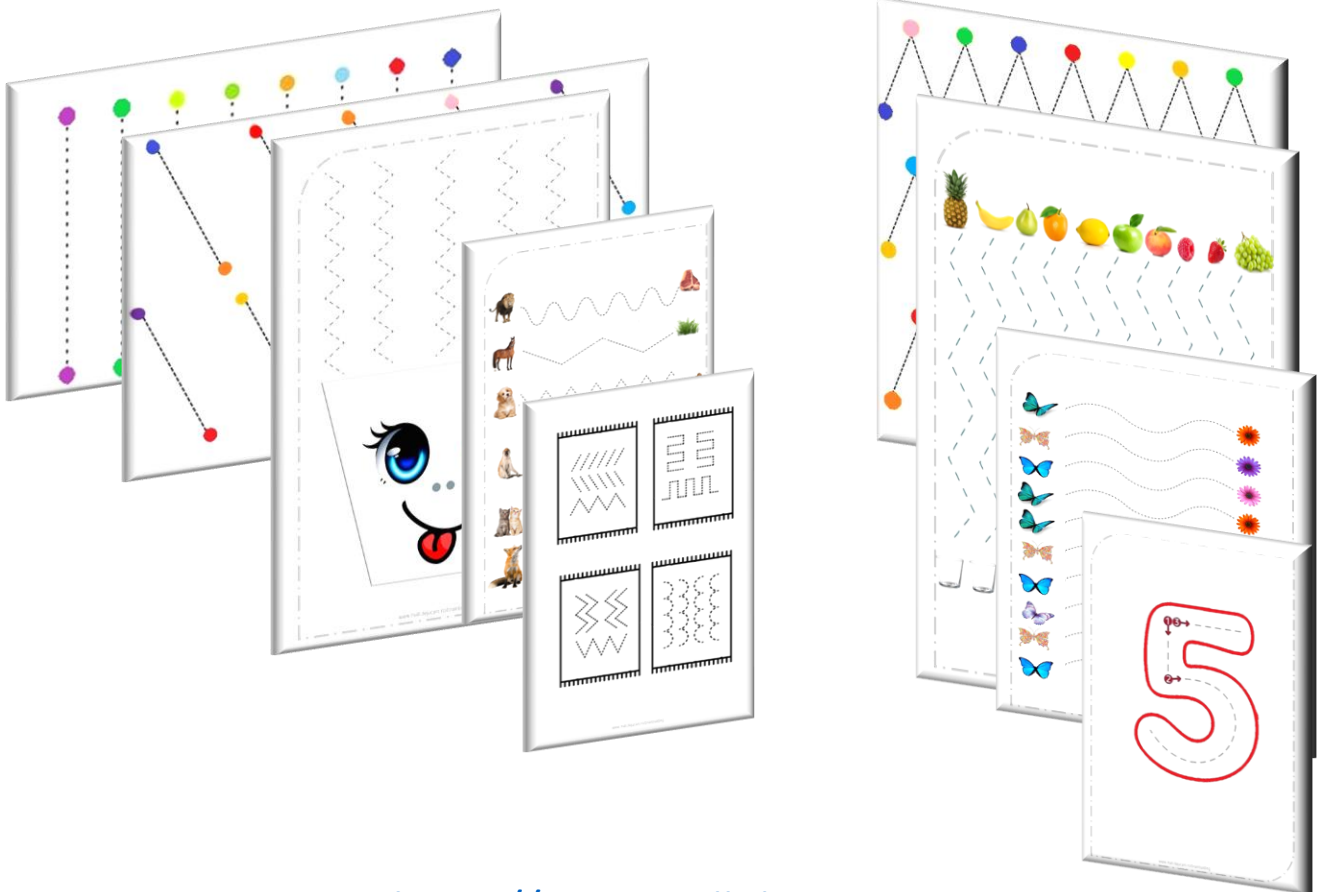



GRAFISME


Controlul creionului


FORME *LITERE* NUMERE






S
A
M
P
L
E









S


A





M

P

L

E





S
A
M
P
L
E



S




A



M






P



L

E





S




A

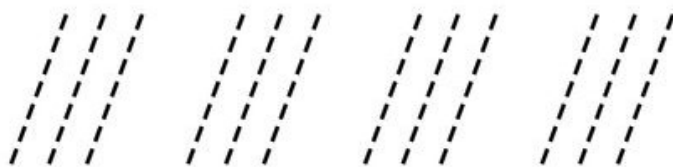


M



P
L
E






S



A



M



L
E



S


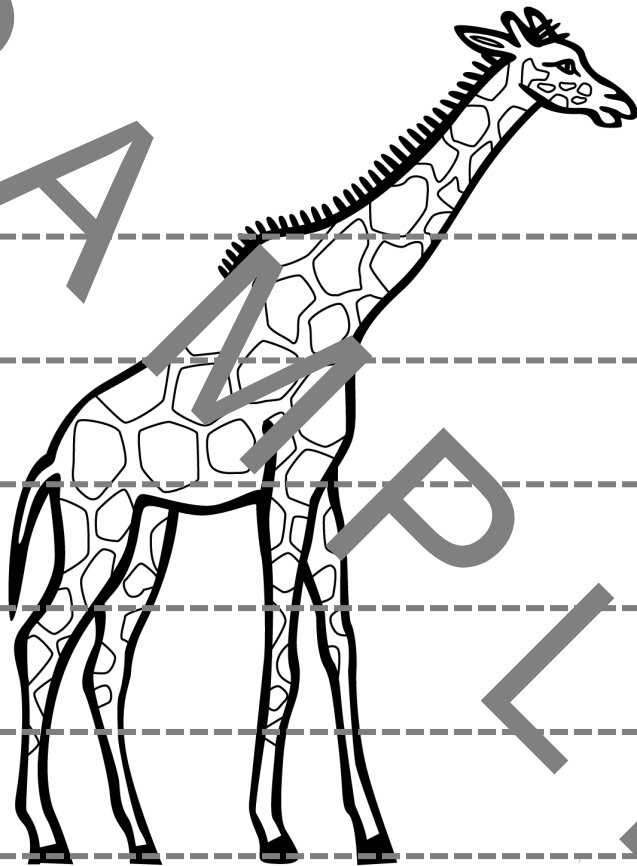
A

N



P


L

E




S
A
M
P
L
E





S
A
M
P
L
E




SAMPLE

SAMPLE

SAMPLE

SAMPLE

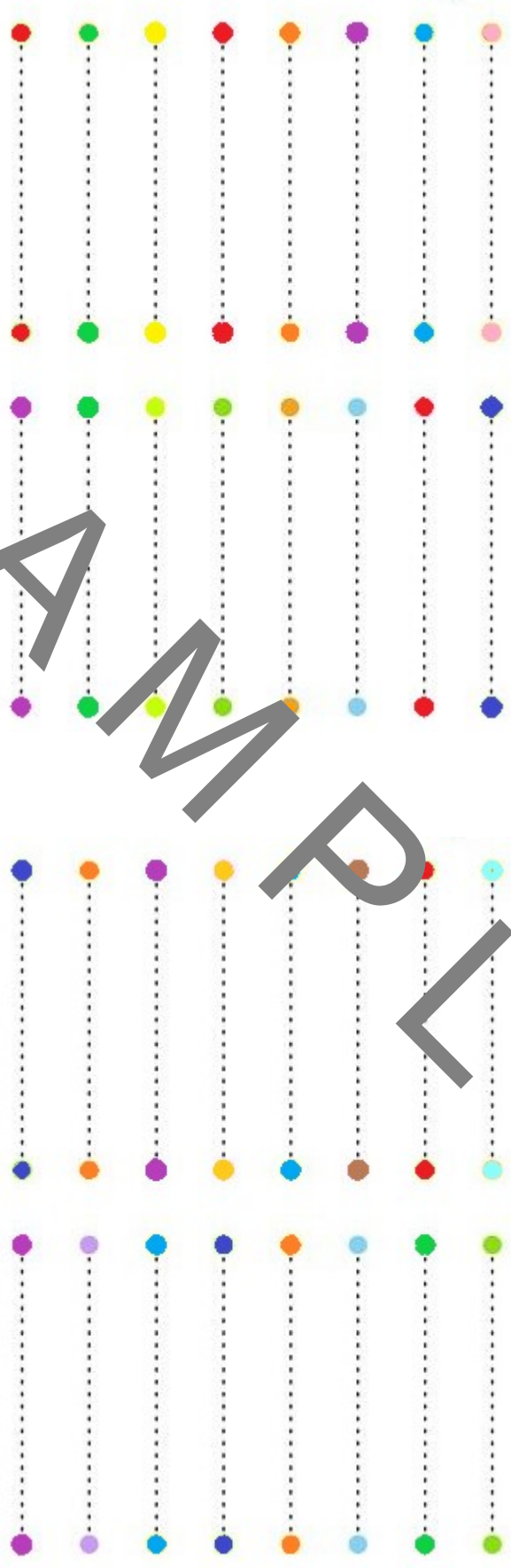


S
A
M
P
L
E



SAMPLE


SAMPLE



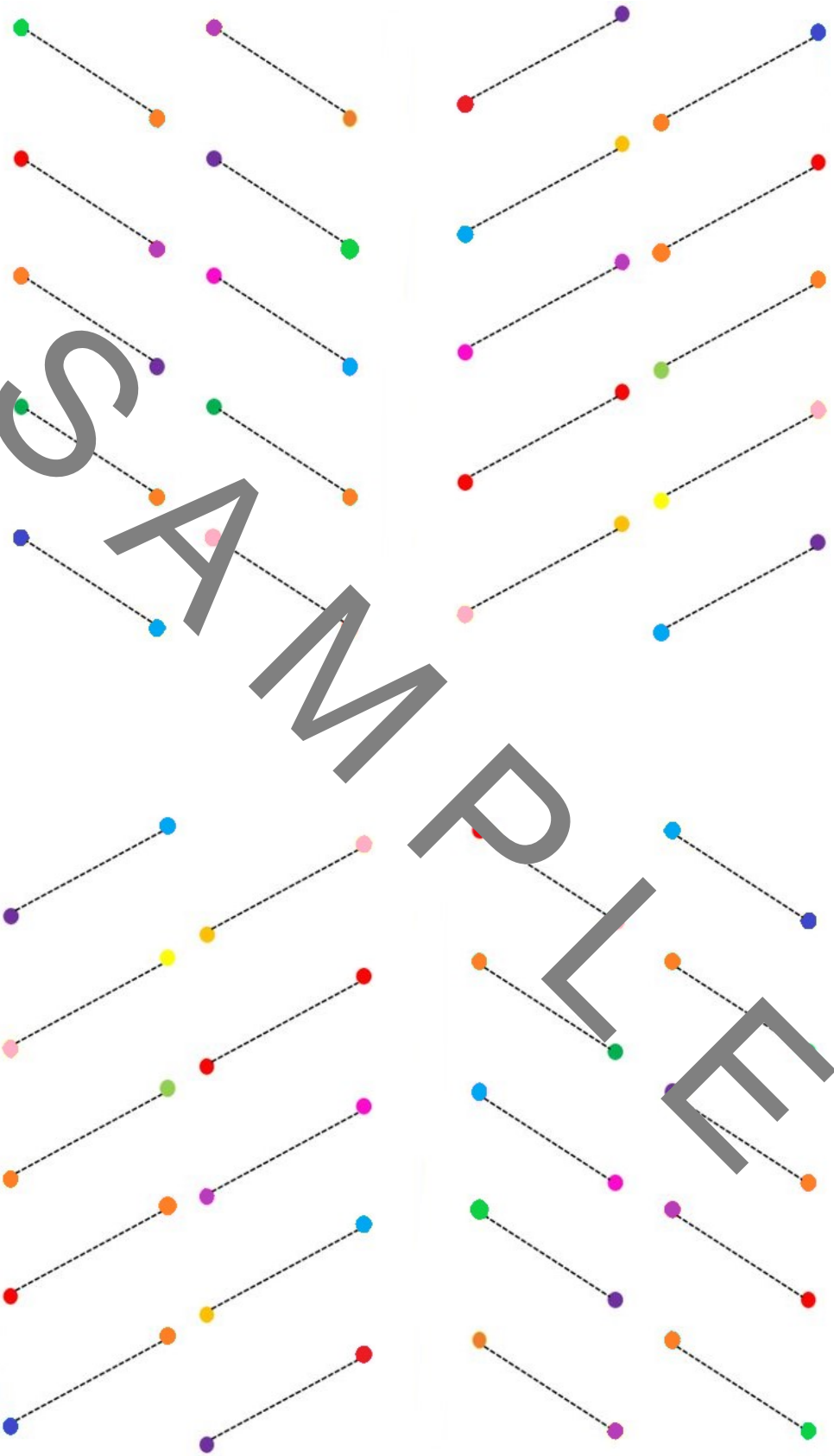
SAMPLE


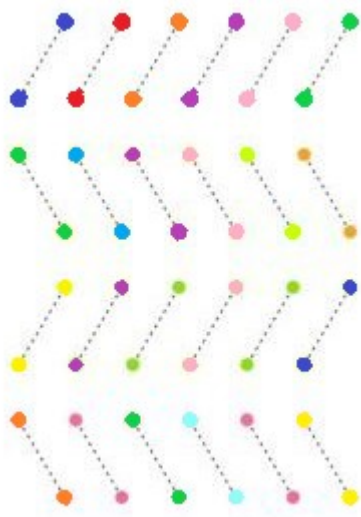
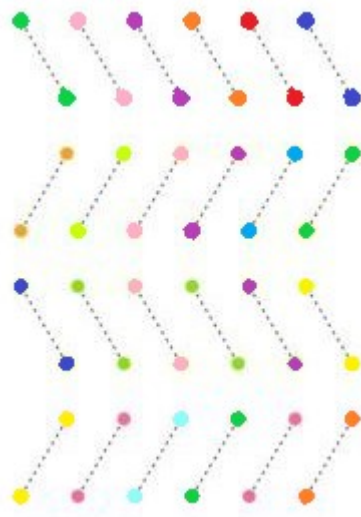



SAMPLE



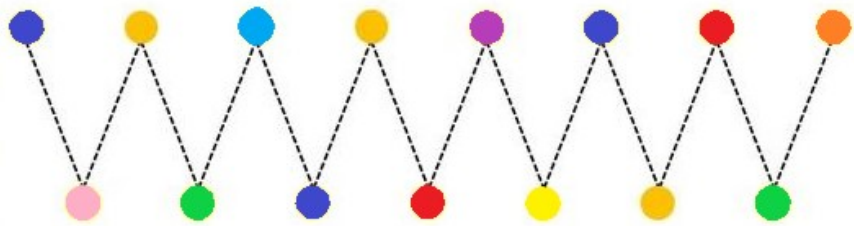
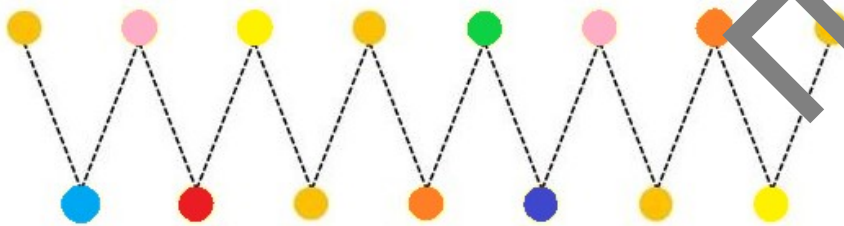
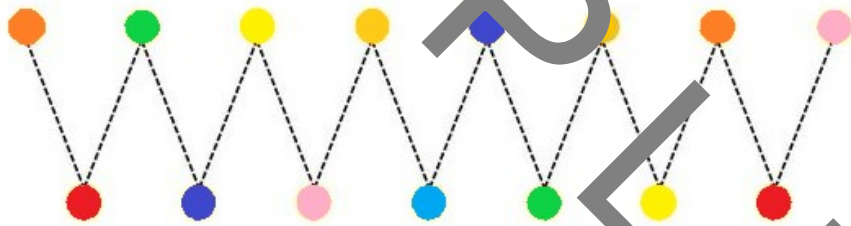
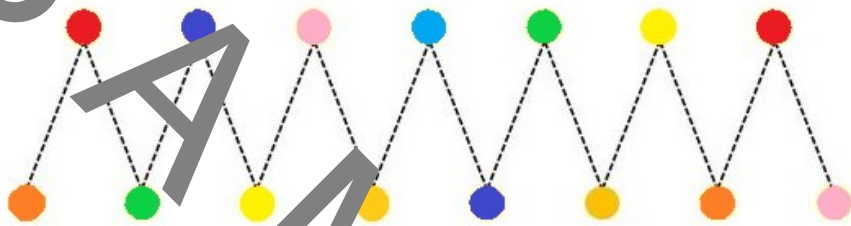
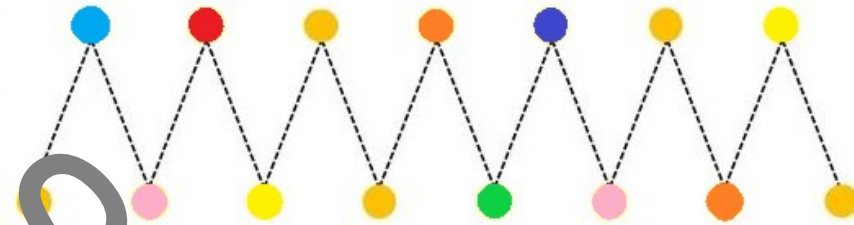
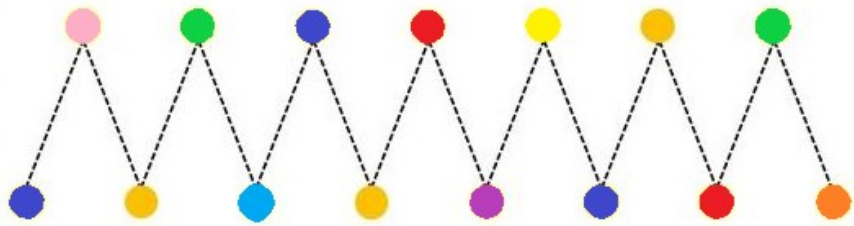
SAMPLE



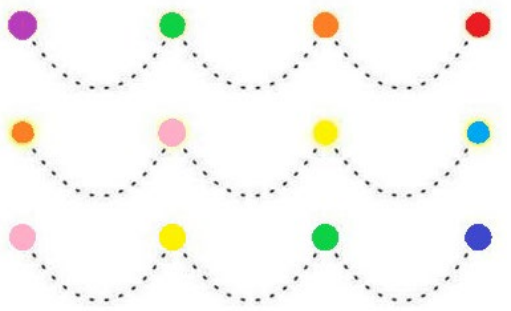
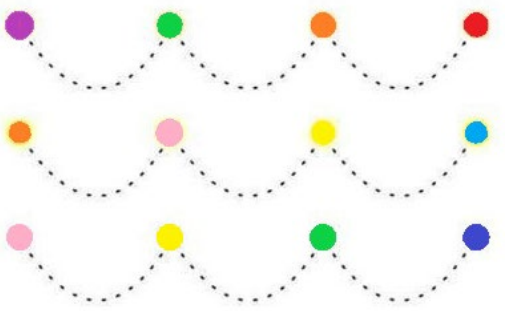
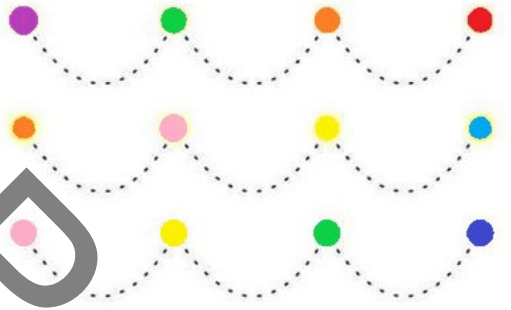
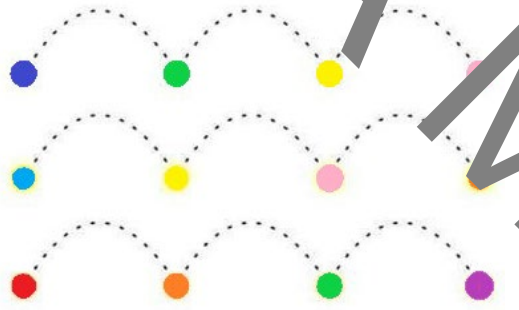
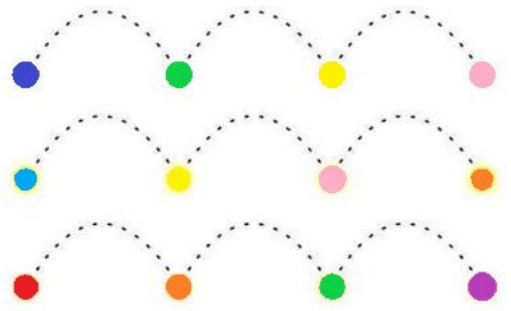
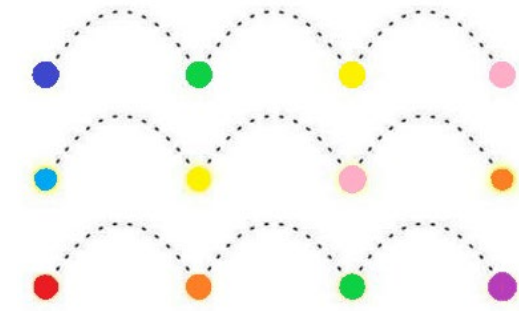


SAMPLE

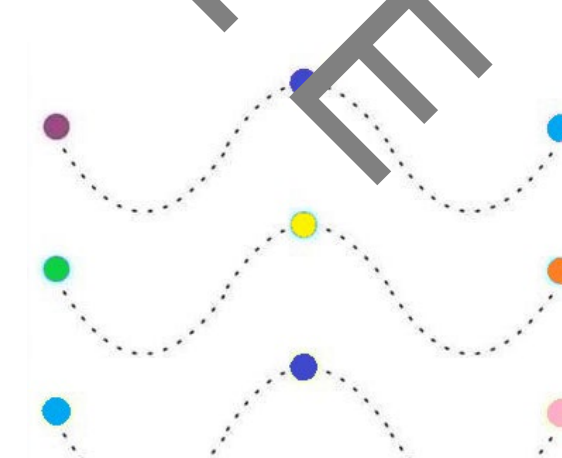
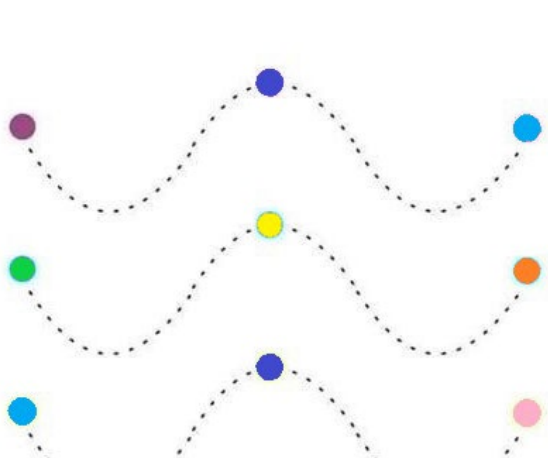
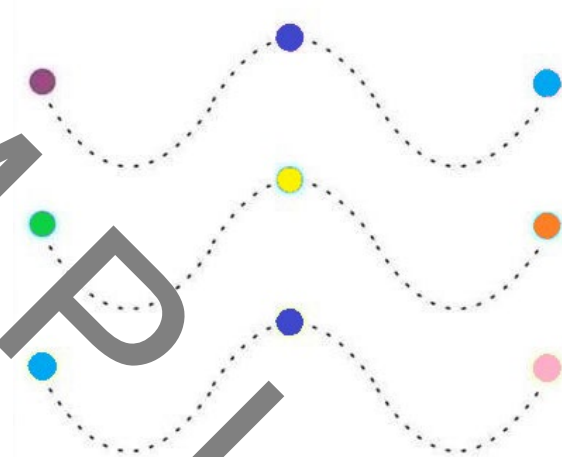
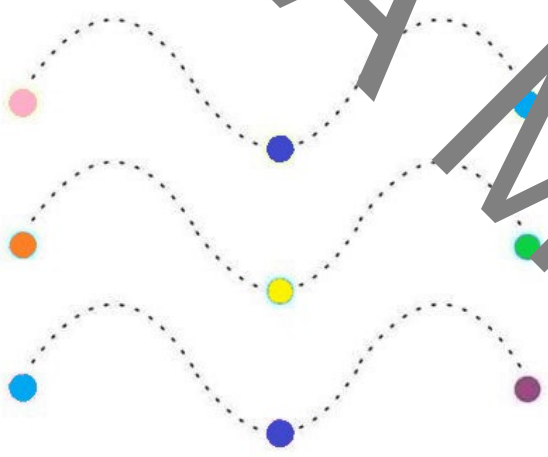
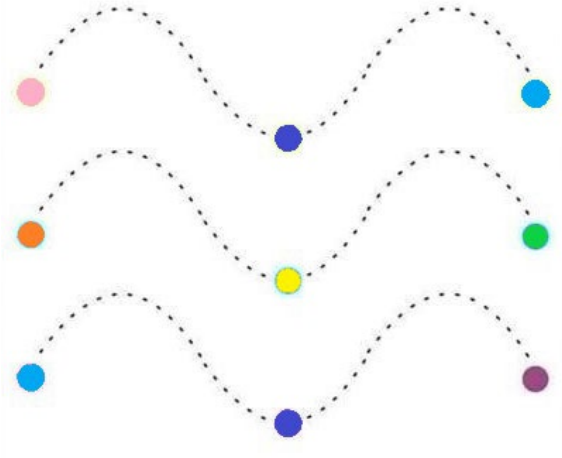
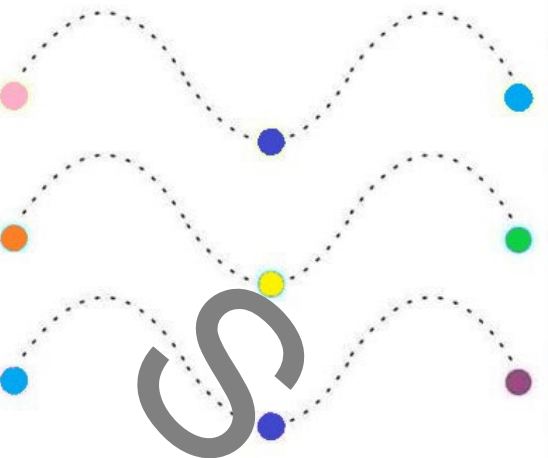
SAMPLE



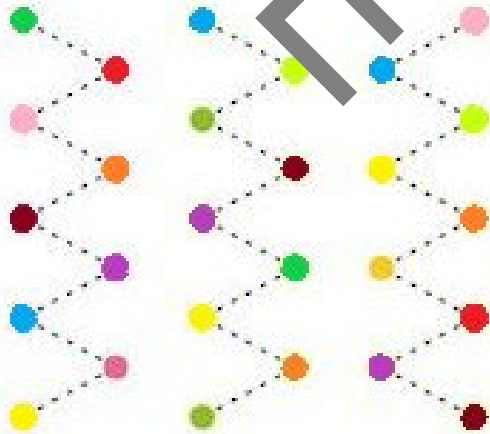
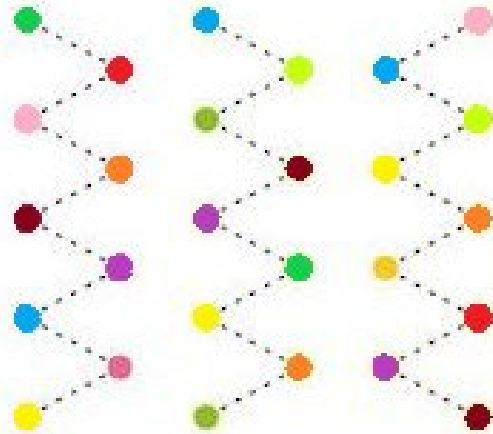


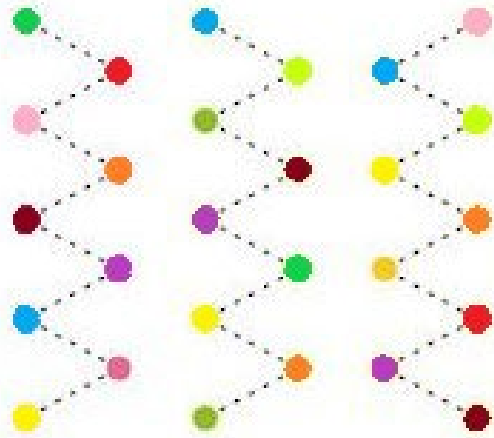
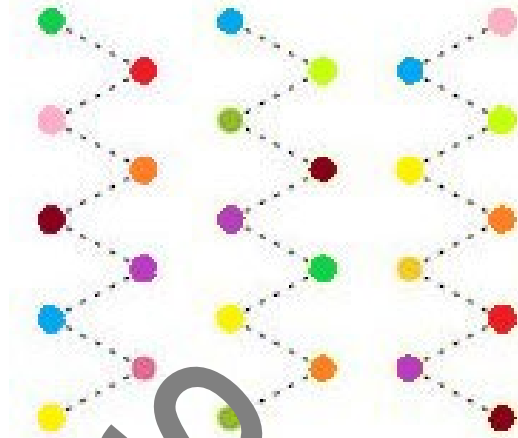
S
A
M
P
L
E

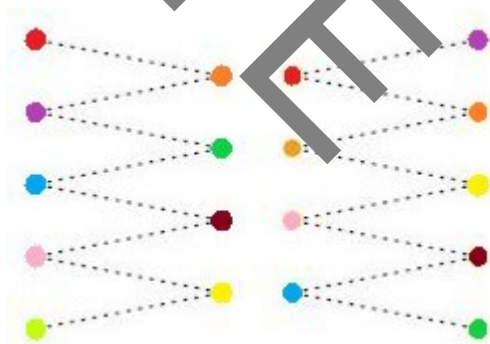
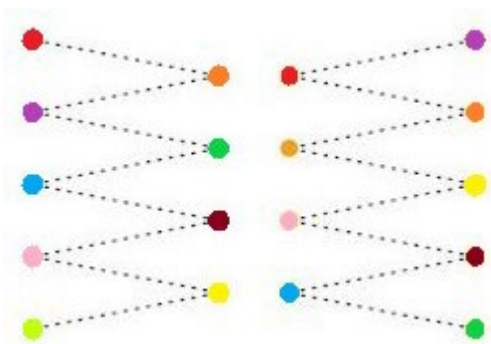
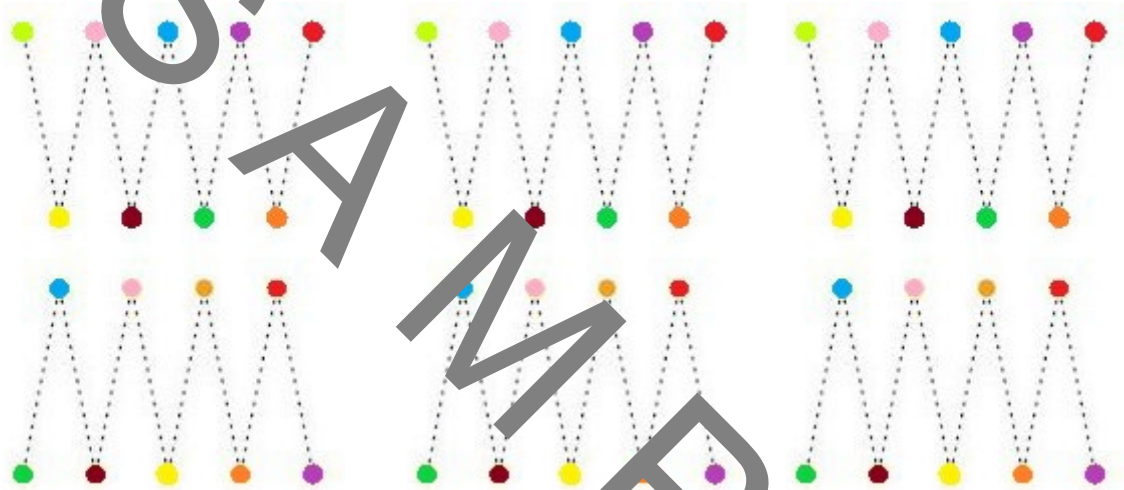
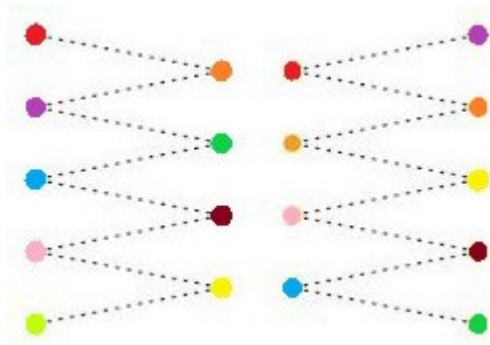
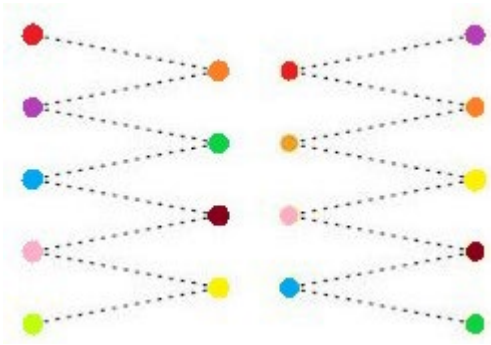


SAMPLE




SAMPLE

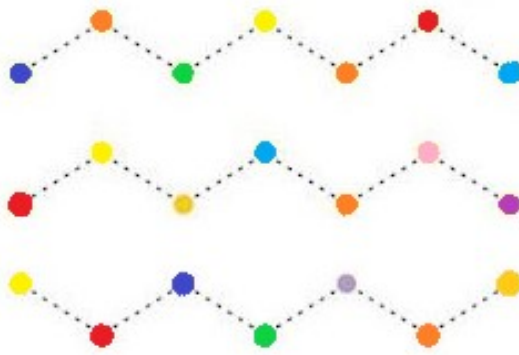
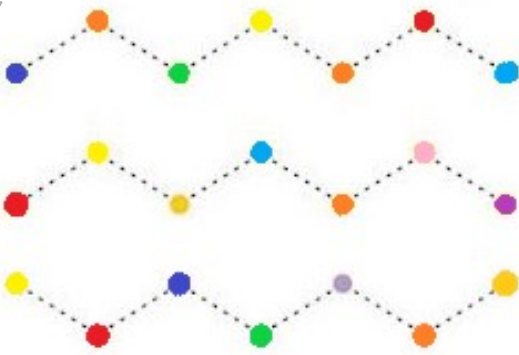




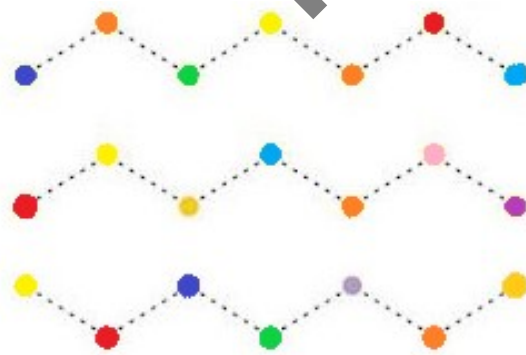
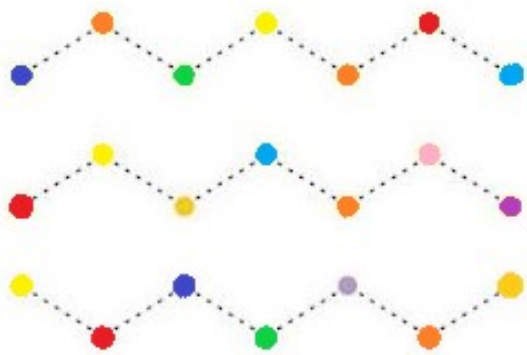
S
A
M
P
L
E

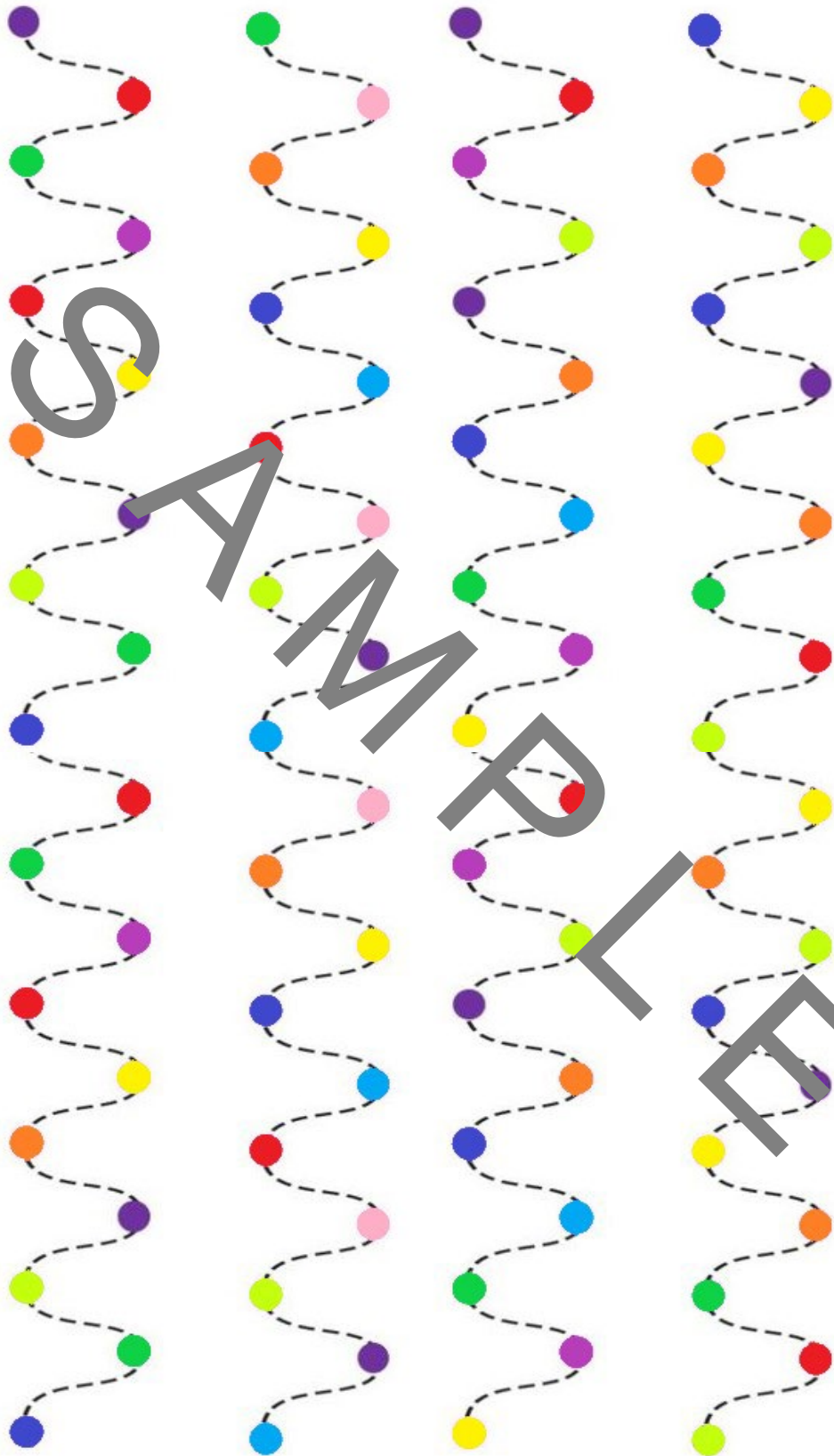


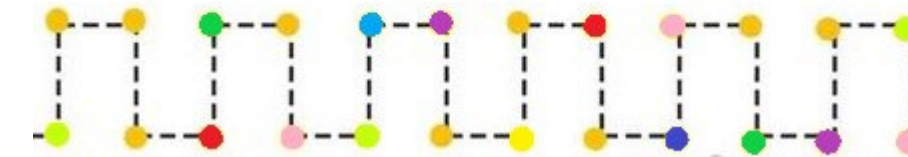
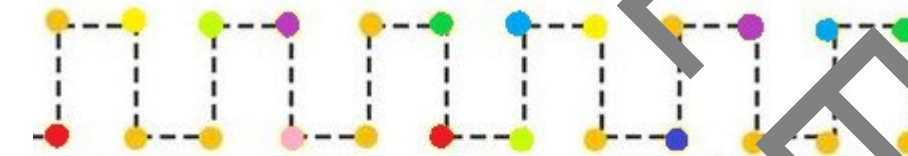
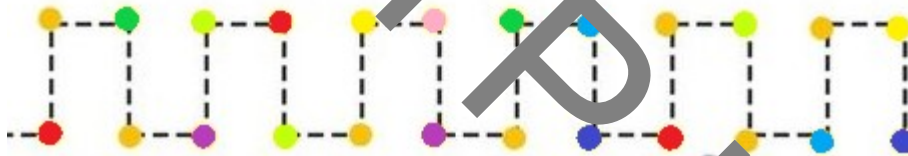
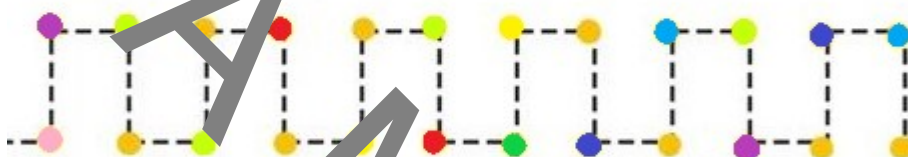
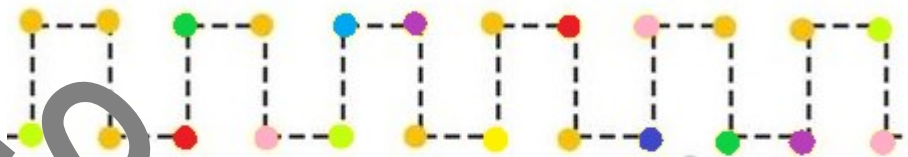
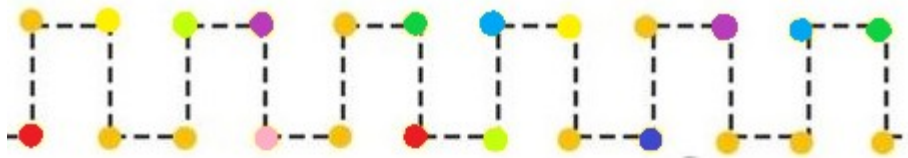
SAMPLE





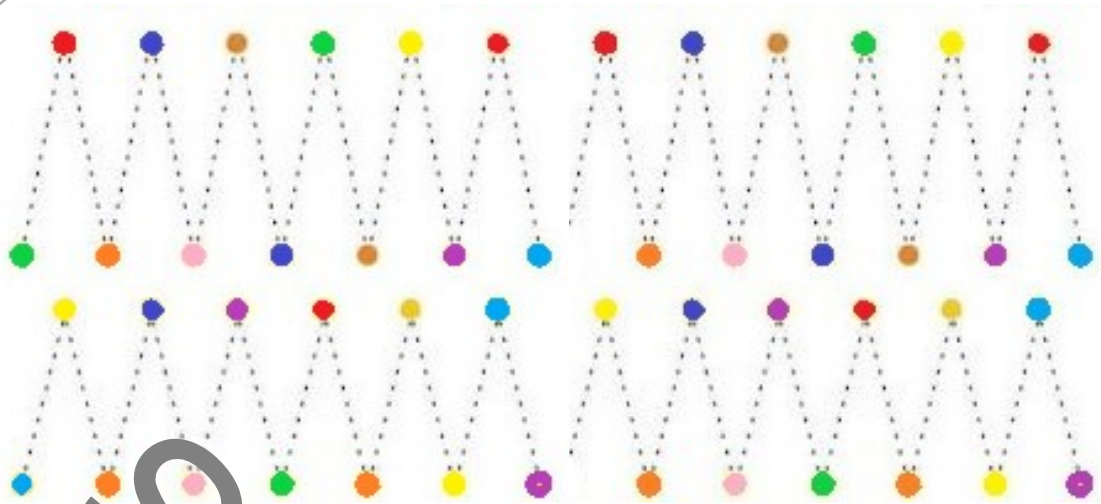
SAMPLE



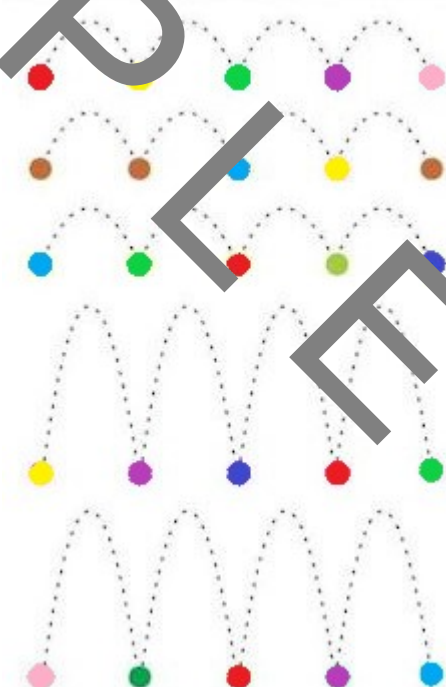
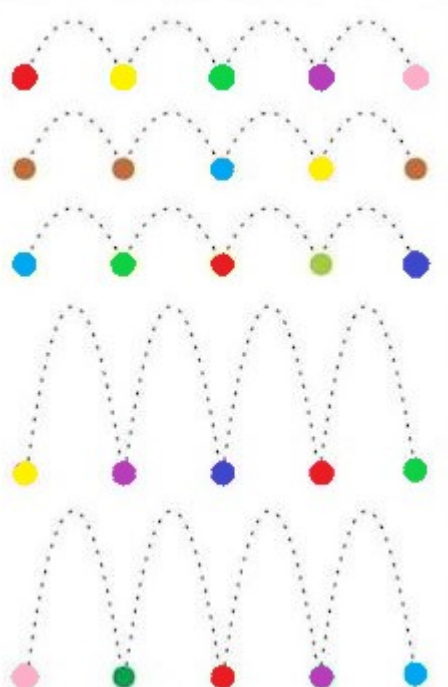
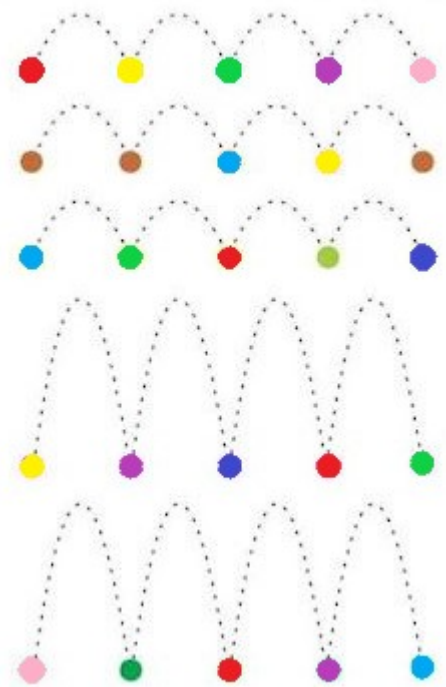
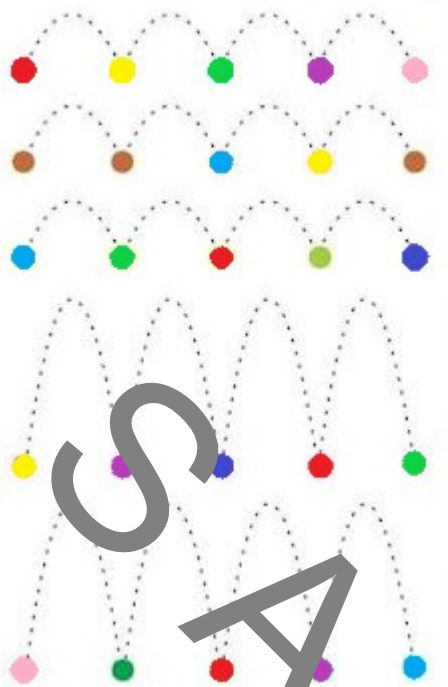




SAMPLE

































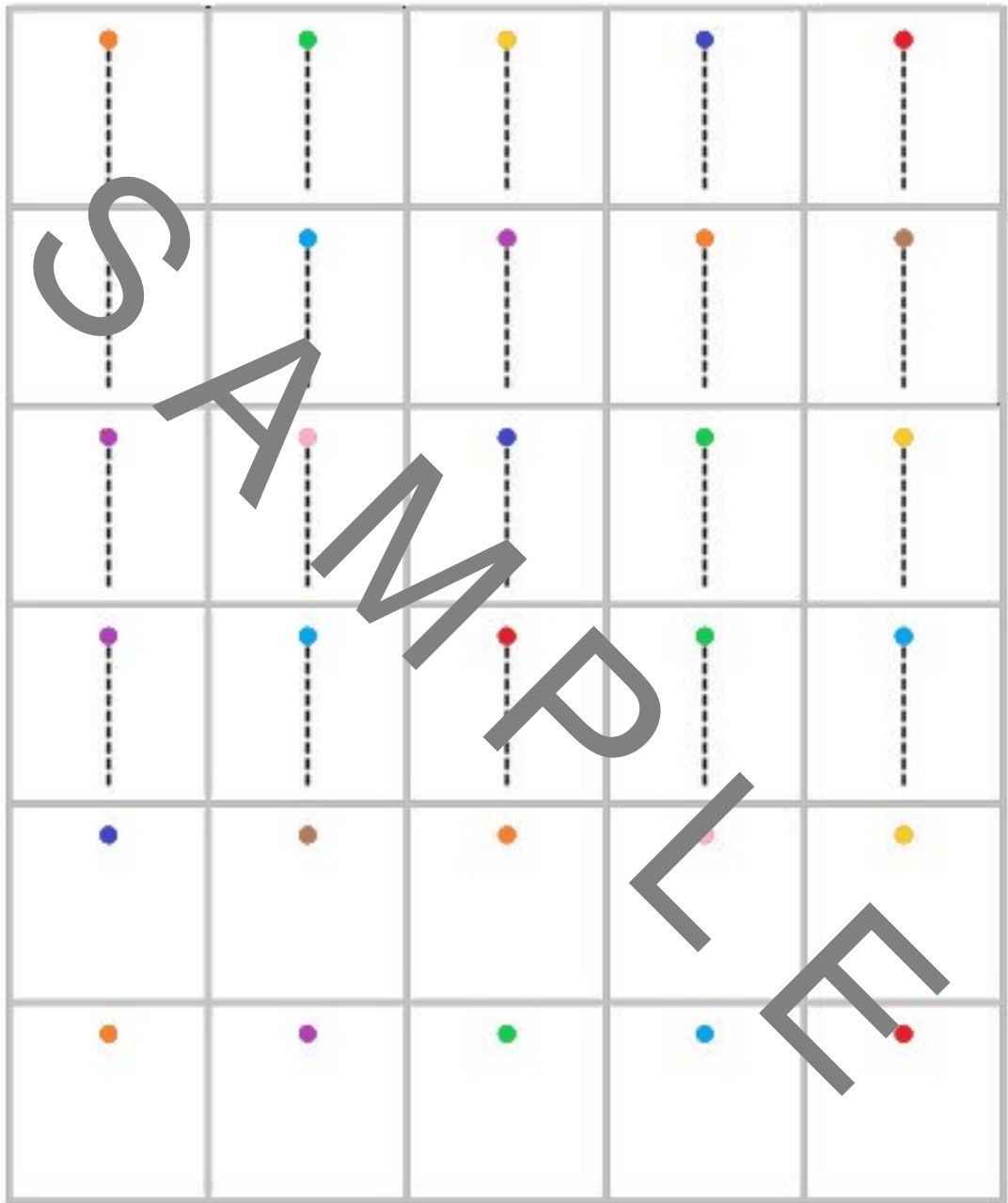
SAMPLE





SAMPLE


SAMPLE

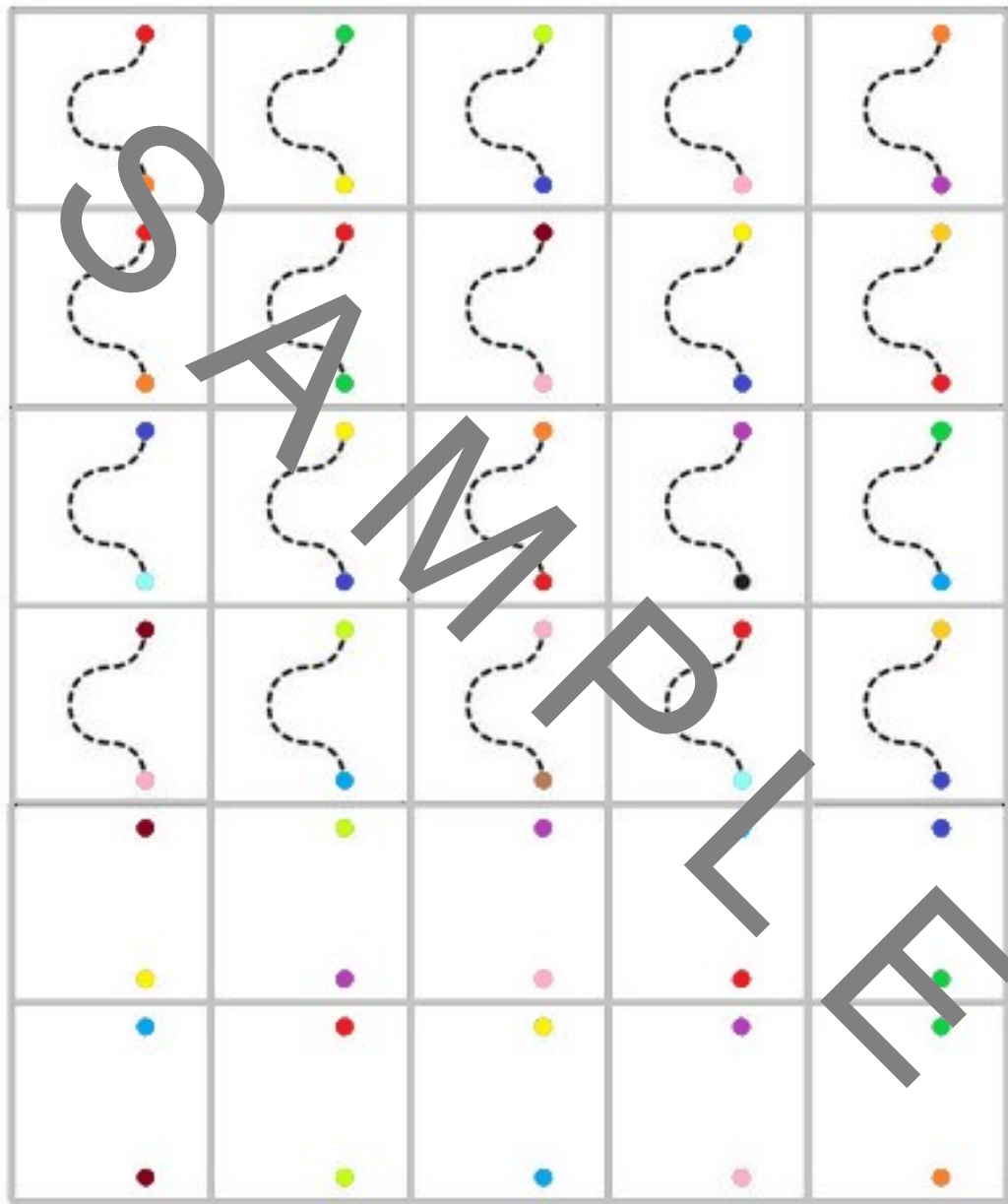
 — — — — —	 — — — — —	 — — — — —	 — — — — —	 — — — — —
 — — — — —	 — — — — —	 — — — — —	 — — — — —	 — — — — —
 — — — — —	 — — — — —	 — — — — —	 — — — — —	 — — — — —
 — — — — —	 — — — — —	 — — — — —	 — — — — —	 — — — — —
 — — — — —	 — — — — —	 — — — — —	 — — — — —	 — — — — —
 — — — — —	 — — — — —	 — — — — —	 — — — — —	 — — — — —

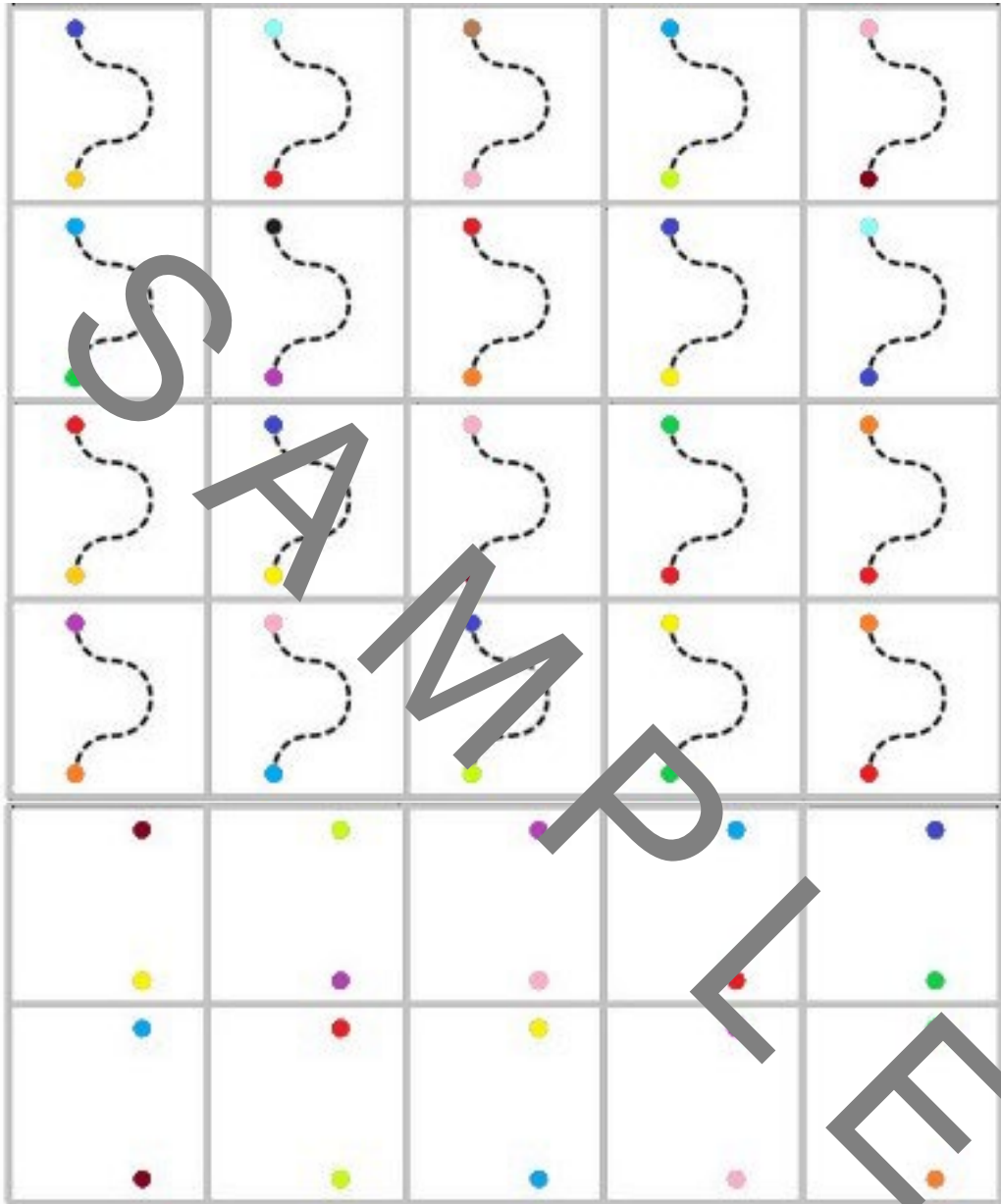


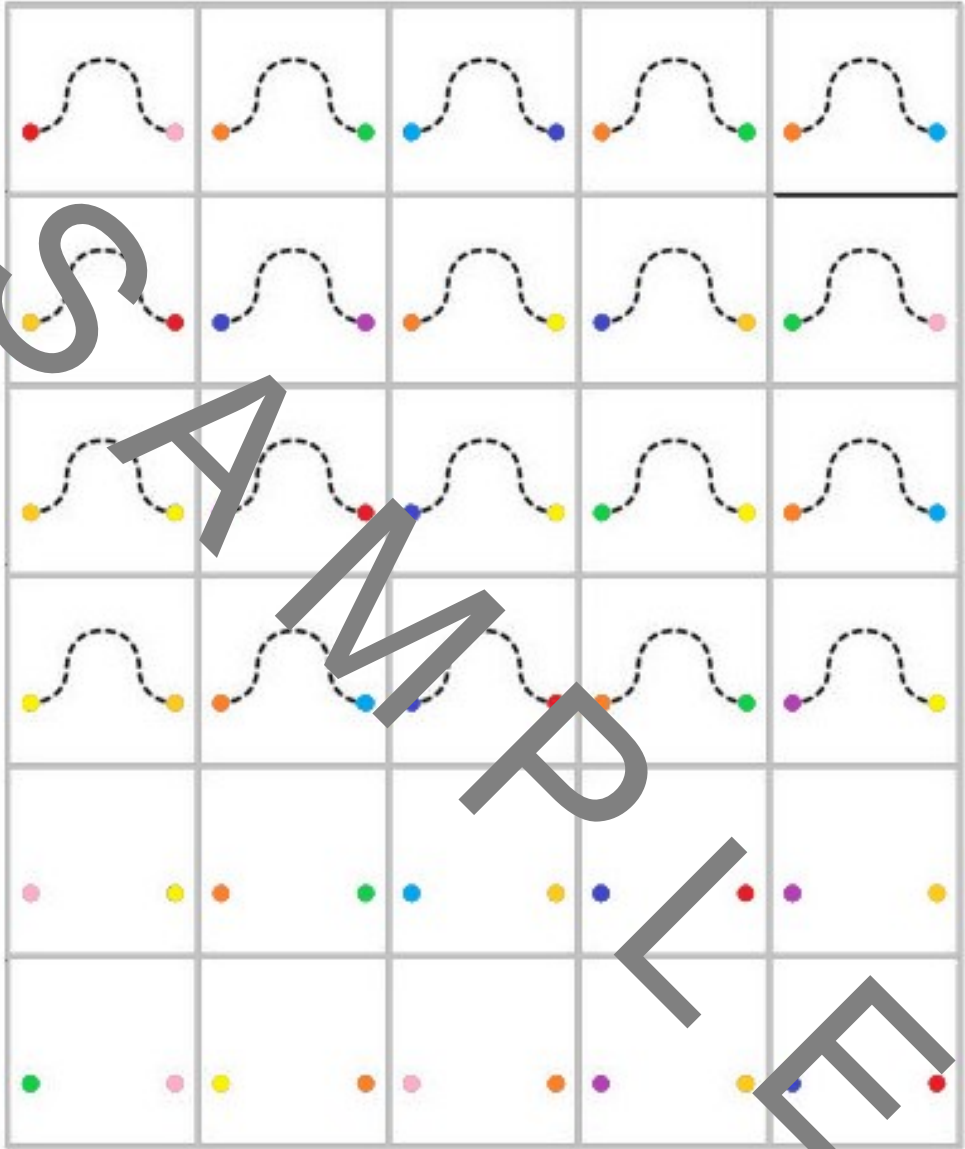





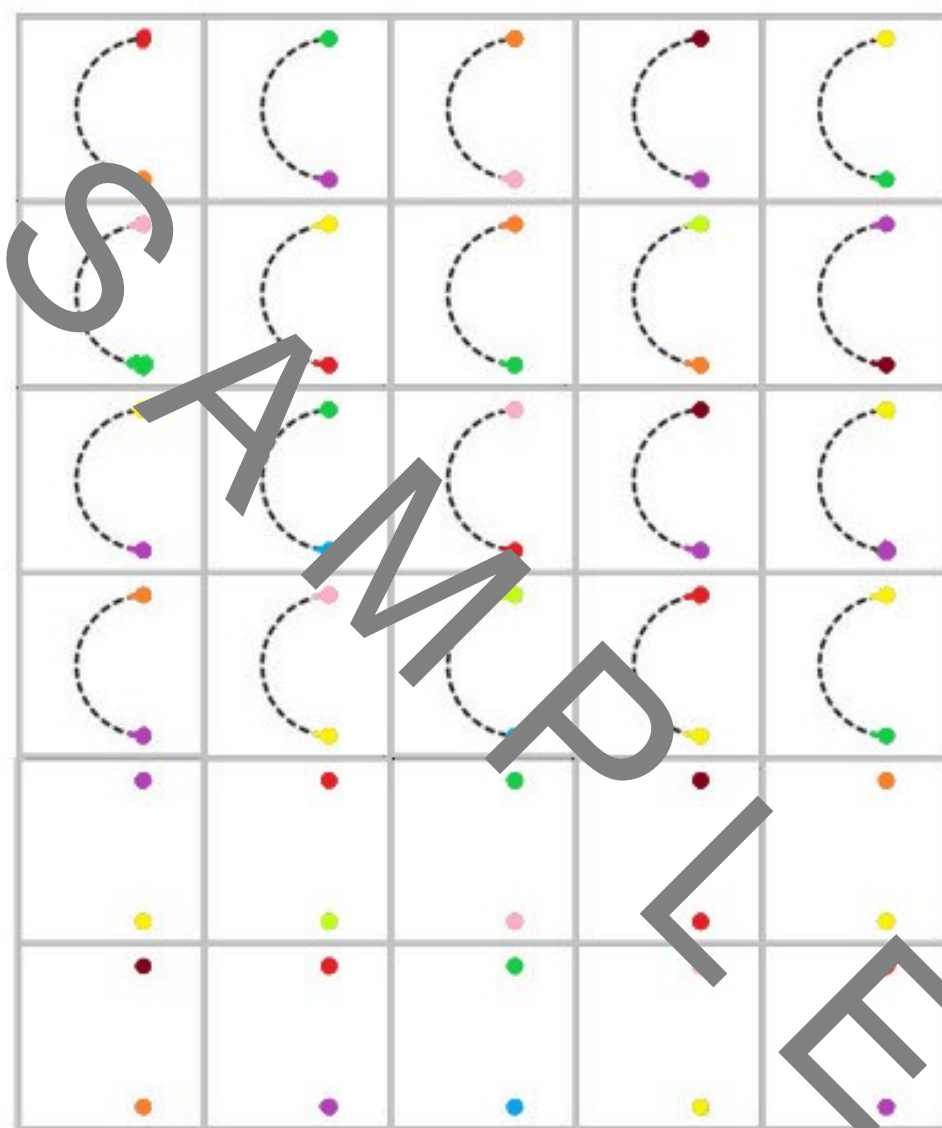




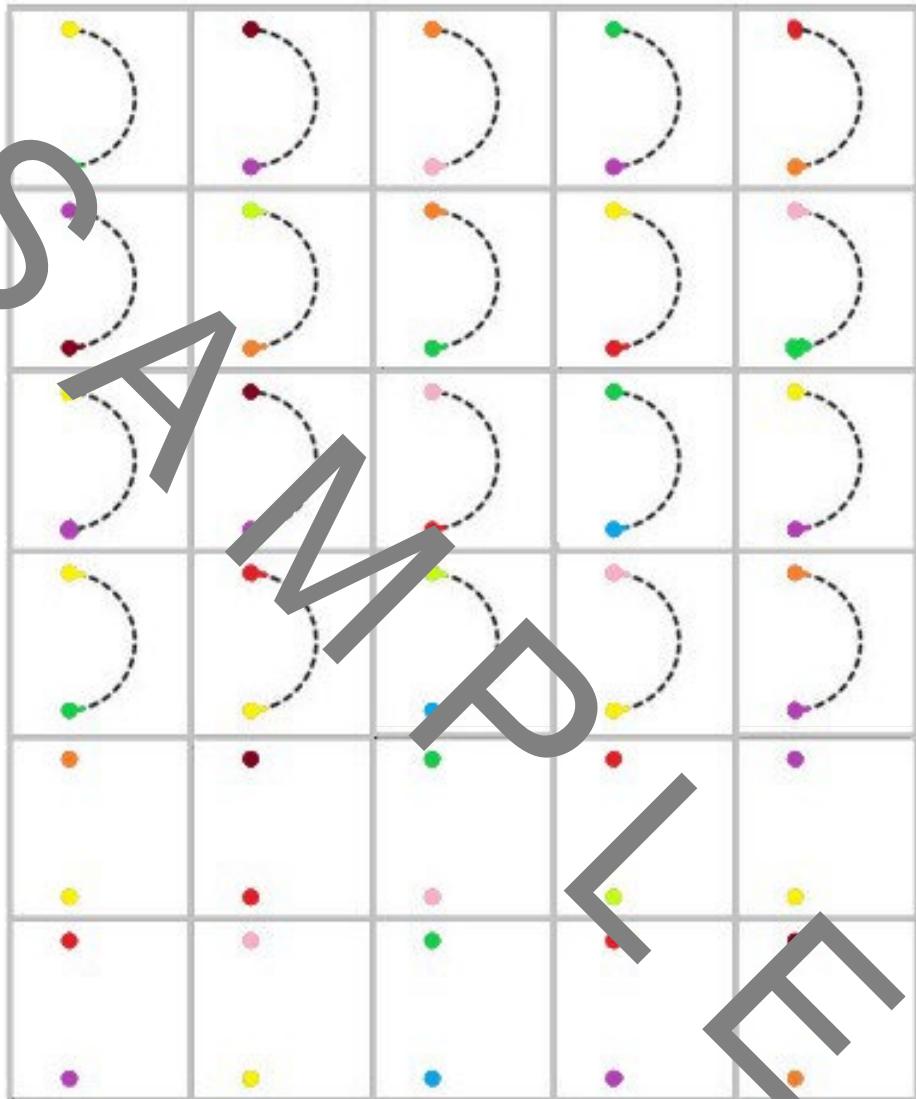




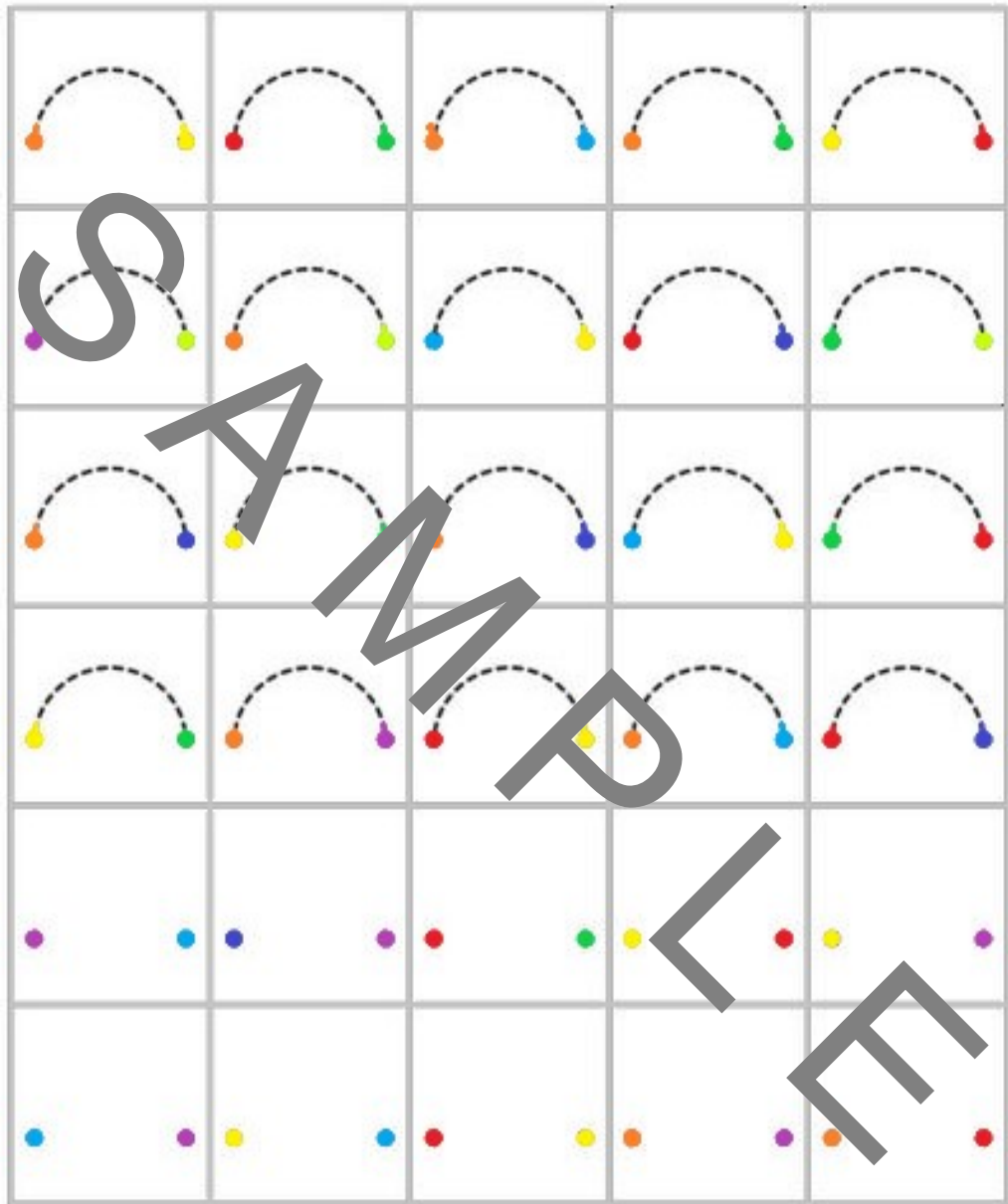


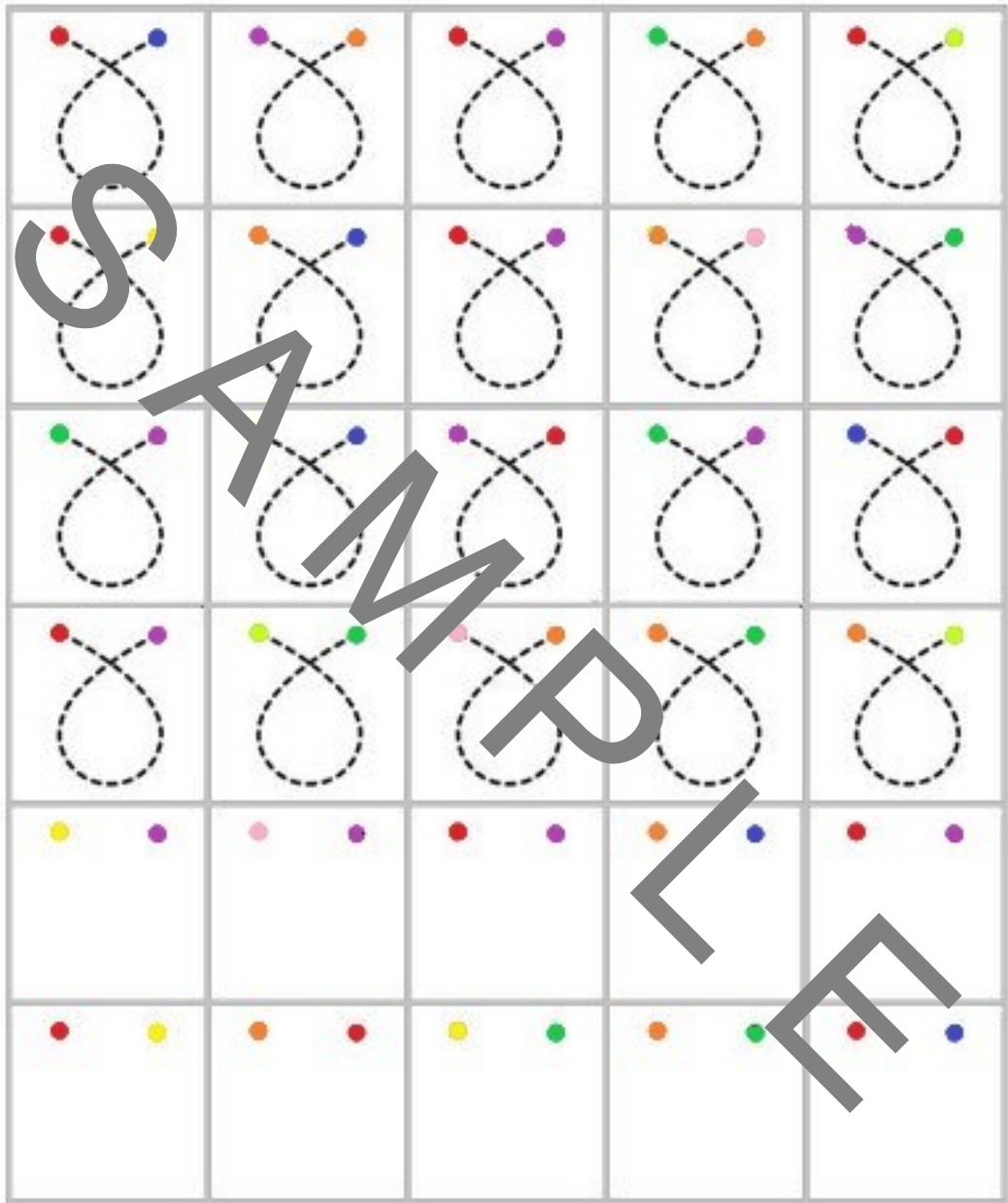


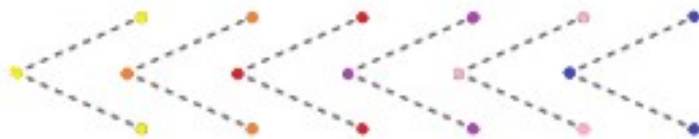
SAMPLE




The image displays a 6x5 grid of tracing exercises. The first four rows contain dashed curved lines with colored dots at the ends, intended for tracing. The fifth row contains individual colored dots (blue, red, purple, orange, yellow, blue, yellow, red, green) for dot-marker identification. The sixth row contains individual colored dots (red, green, red, yellow, orange, blue, red, blue, yellow, purple) for dot-marker identification. A large, semi-transparent 'SAMPLE' watermark is overlaid diagonally across the grid.















SAMPLE



S




A M P












S
A
M
P
L
E



SAMPLE






SAMPLE






SAMPLE




S
A
M
P
L
E



SAMPLE

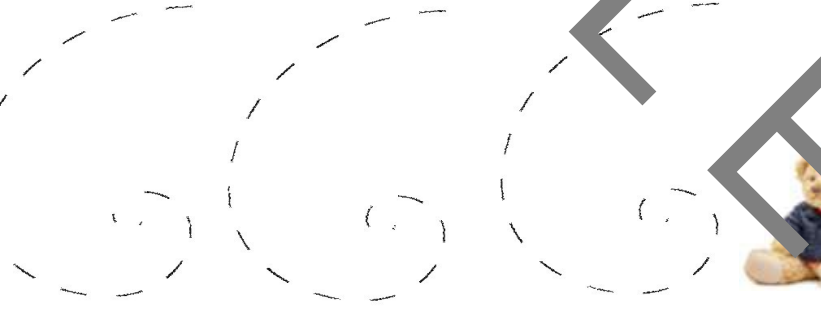
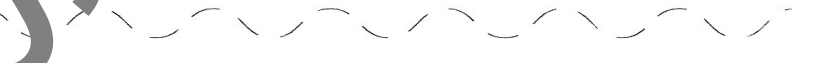
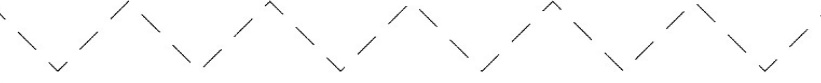


SAMPLE





SAMPLE












SAMPLE



SAMPLE

S
A
M
P
L
E







S
A
M
P
L
E



S
A
M
P
L
E

SAMPLE

SAMPLE

S
A
M
P
L
E

S
A
M
P
L
E

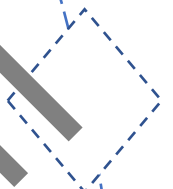
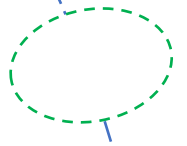
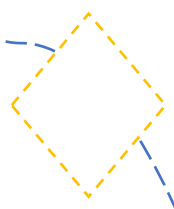
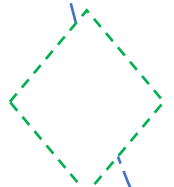
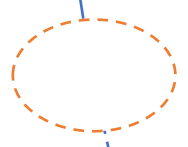
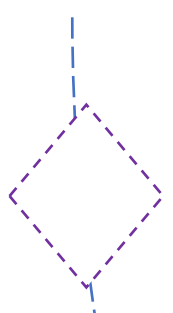
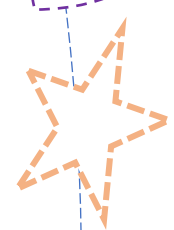
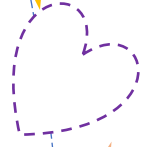
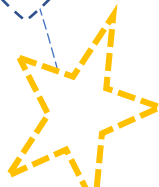
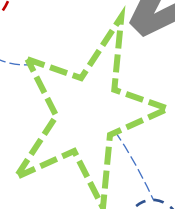



S
A
M
P
L
E

S
A
M
P
L
E

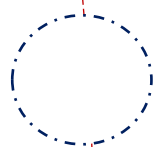
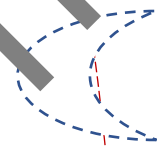
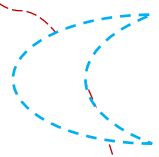
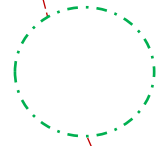
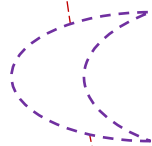
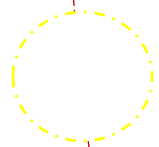
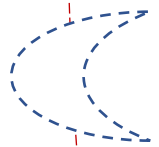
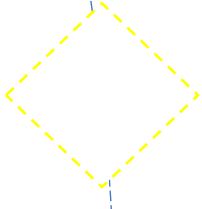
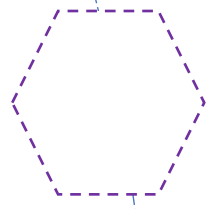
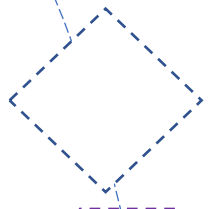
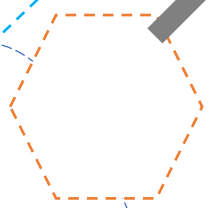
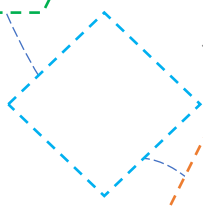
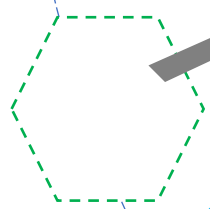

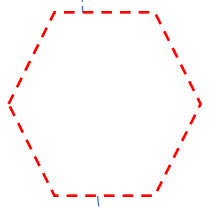
S
A
M
P
L
E

S
A
M
P
L
E

SAMPLE






SAMPLE



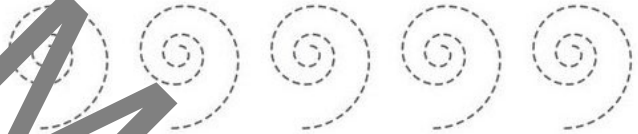
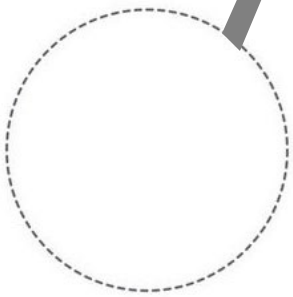


SAMPLE





S



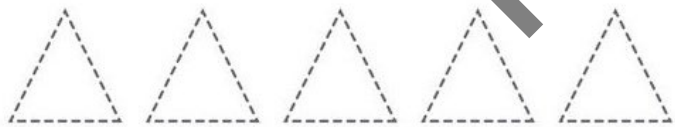
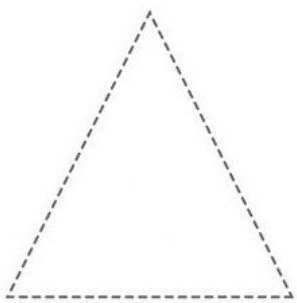
A



M

P

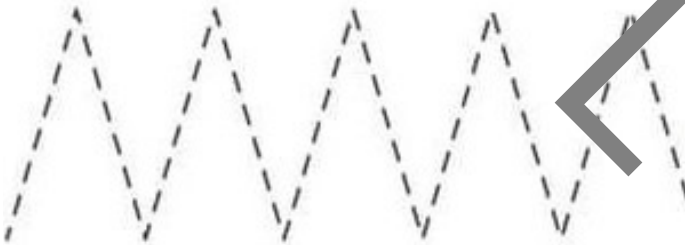
L

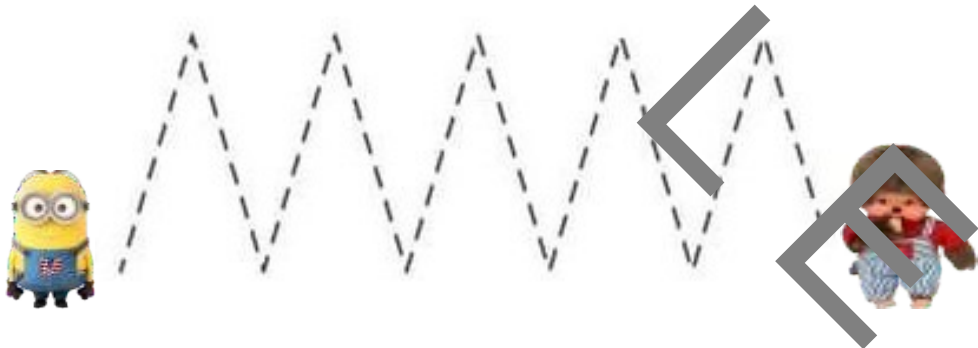
E








SAMPLE








SAMPLE




SAMPLE



S
A
M
P
L
E







SAMPLE





S
A
M
P
L
E





S
A
M
P
L
E



S
A
M
P
L
E






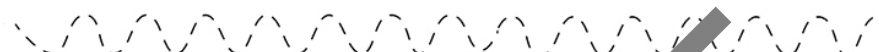

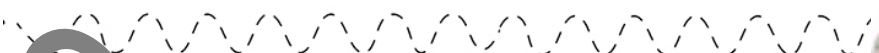
SAMPLE



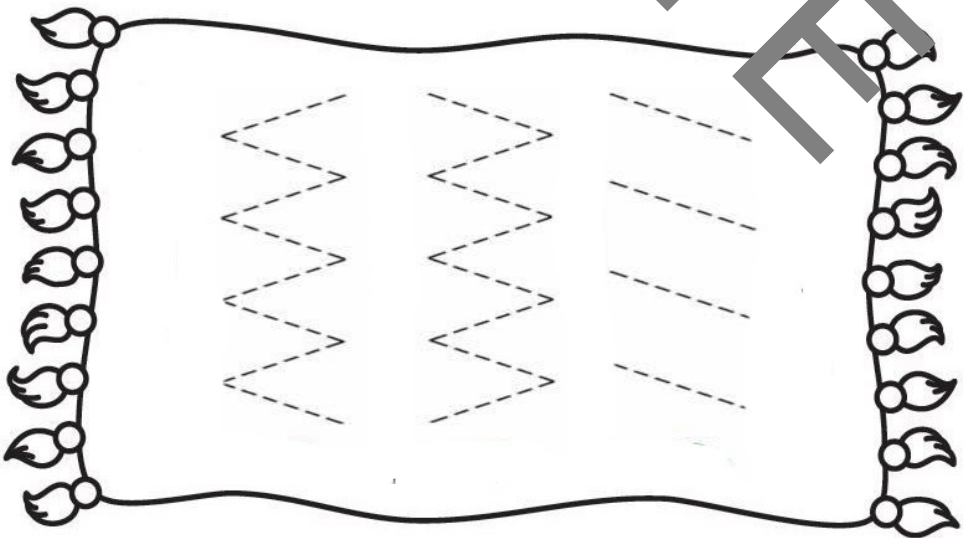
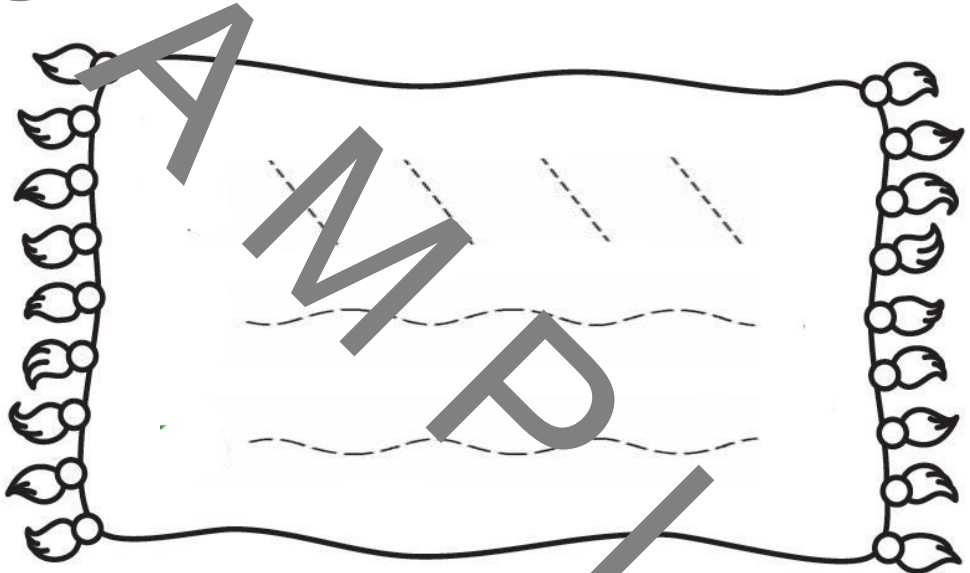
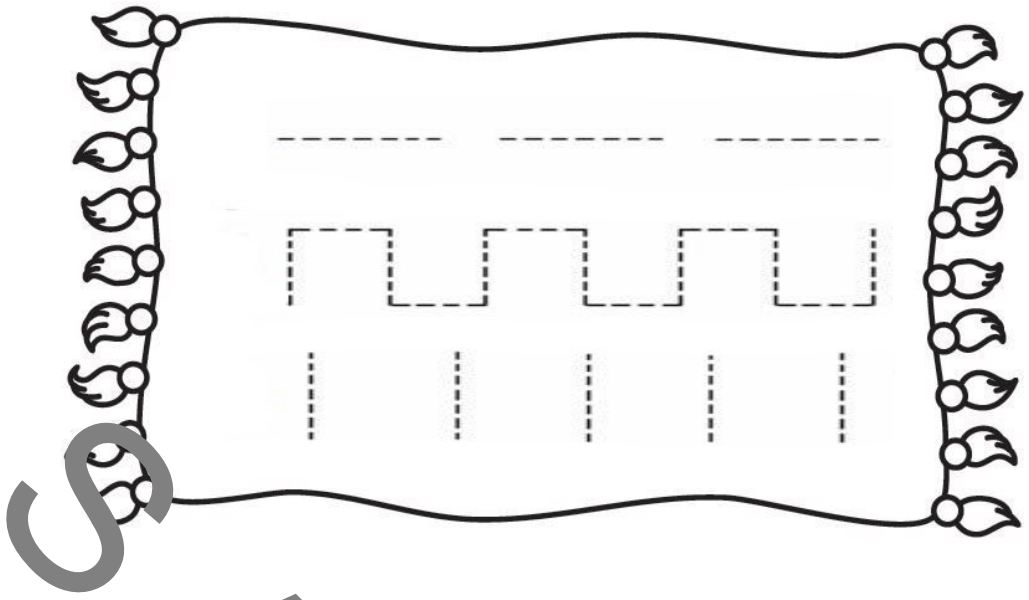
SAMPLE

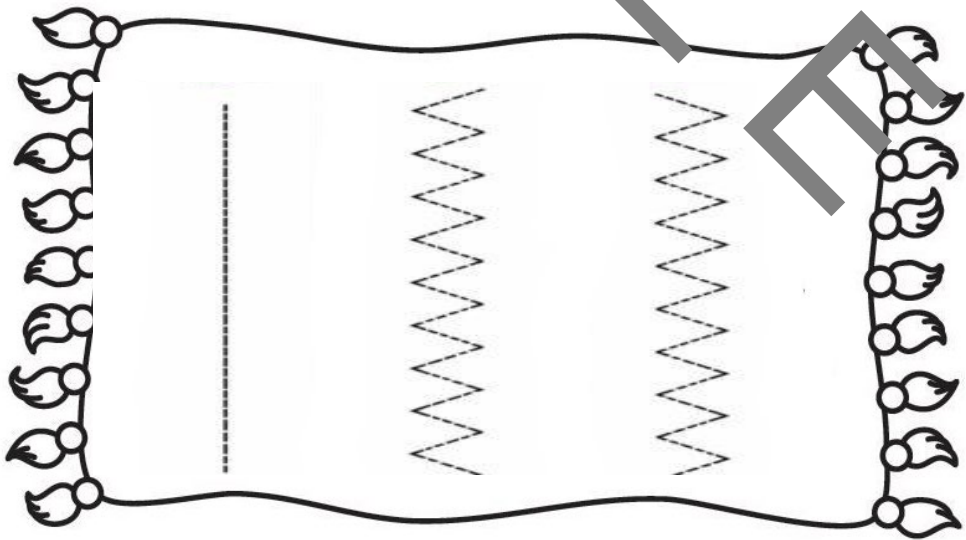

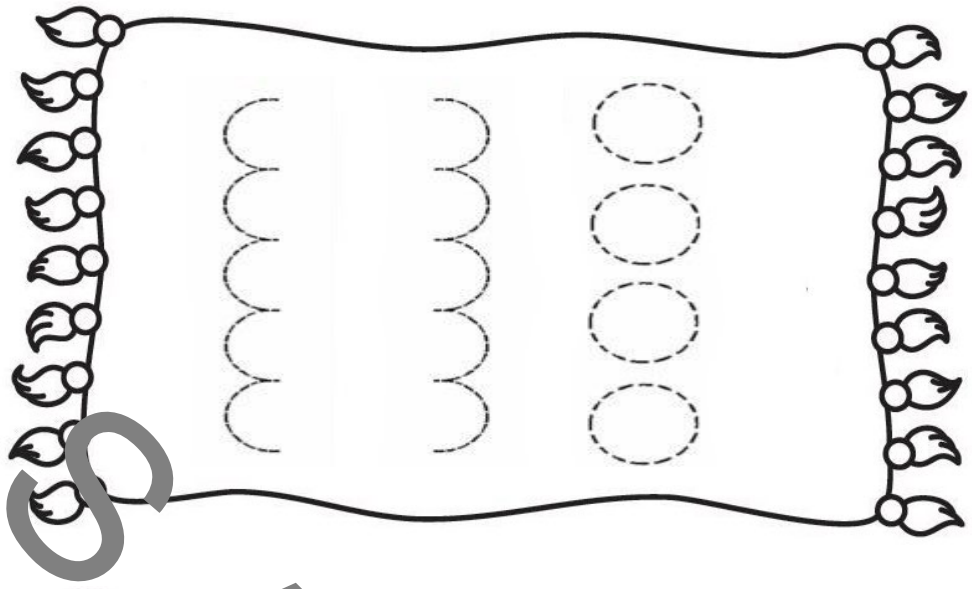


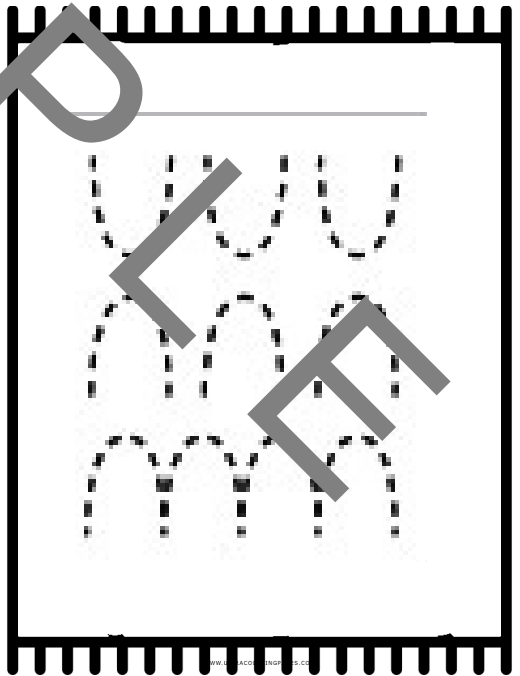
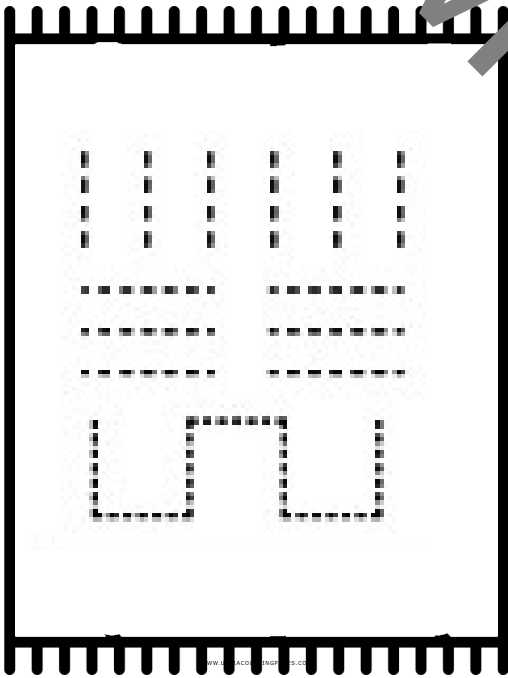
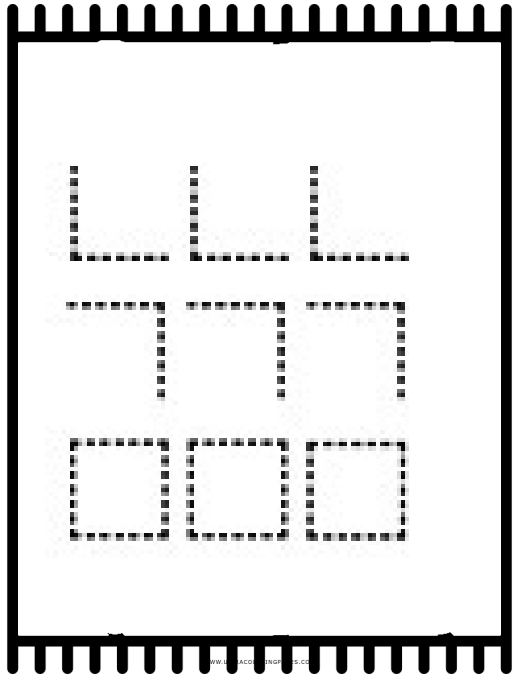

SAMPLE

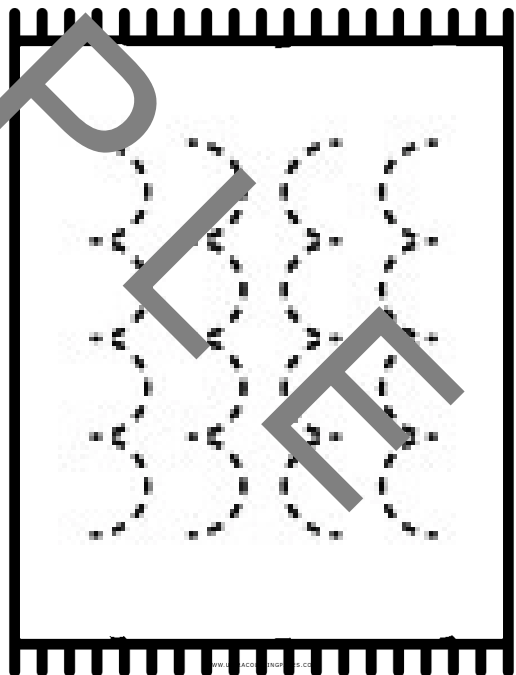


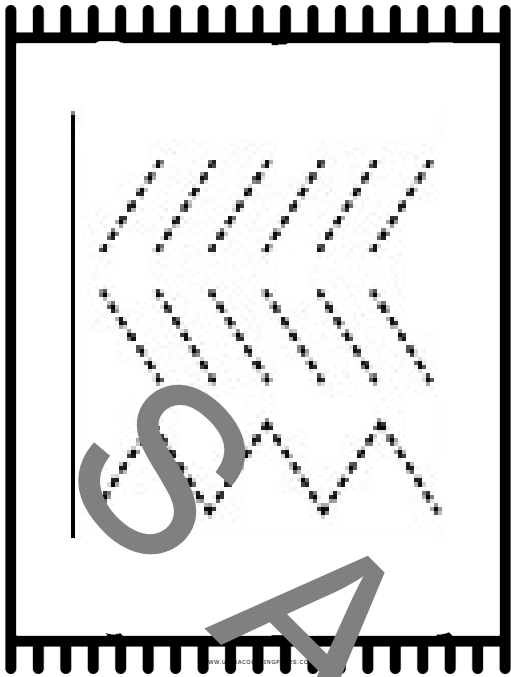


SAMPLE









SAMPLE

S
A
M
P
L
E



S A M P L E




S
A
M
P
L
E



S A M P L E





S
A
M
P
L
E




S
A
M
P
L
E



S
A
M
P
L
E





S A M P L E



S A M P L E



S A M P L E



S S S S S

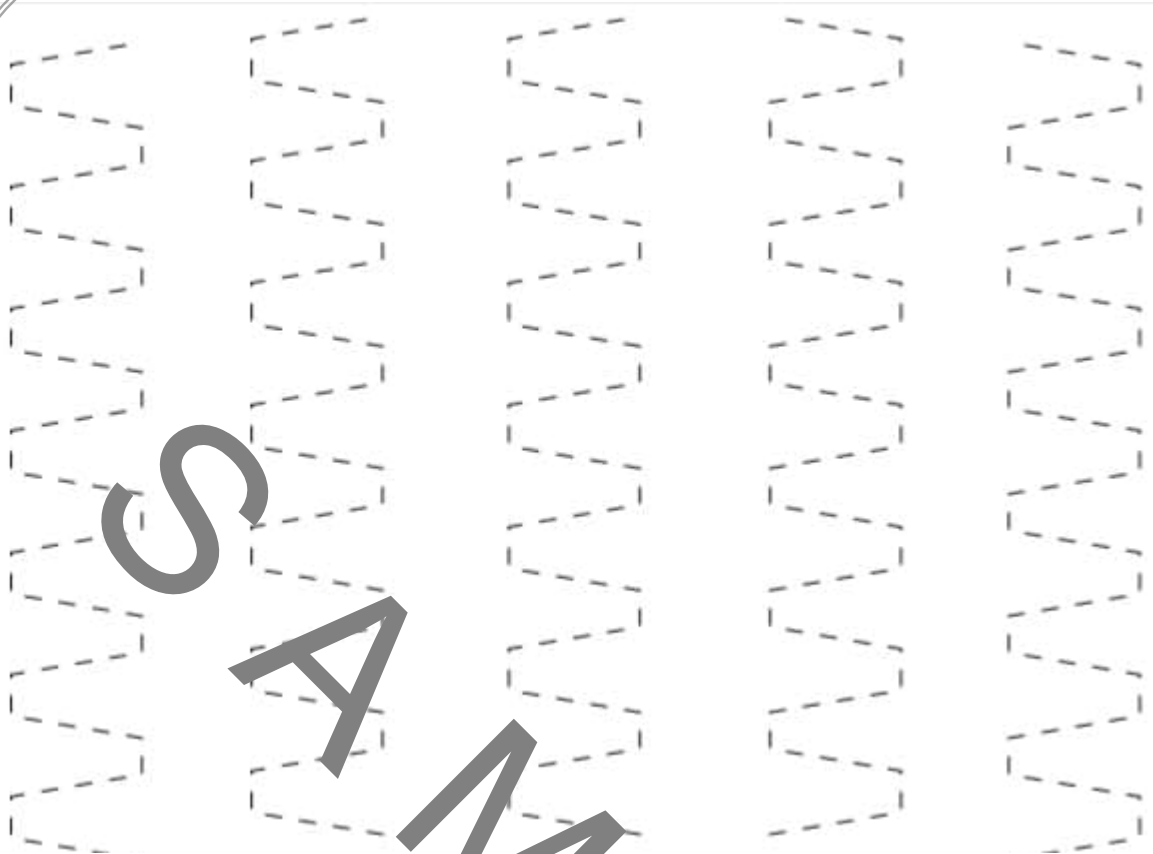
SAMPLE

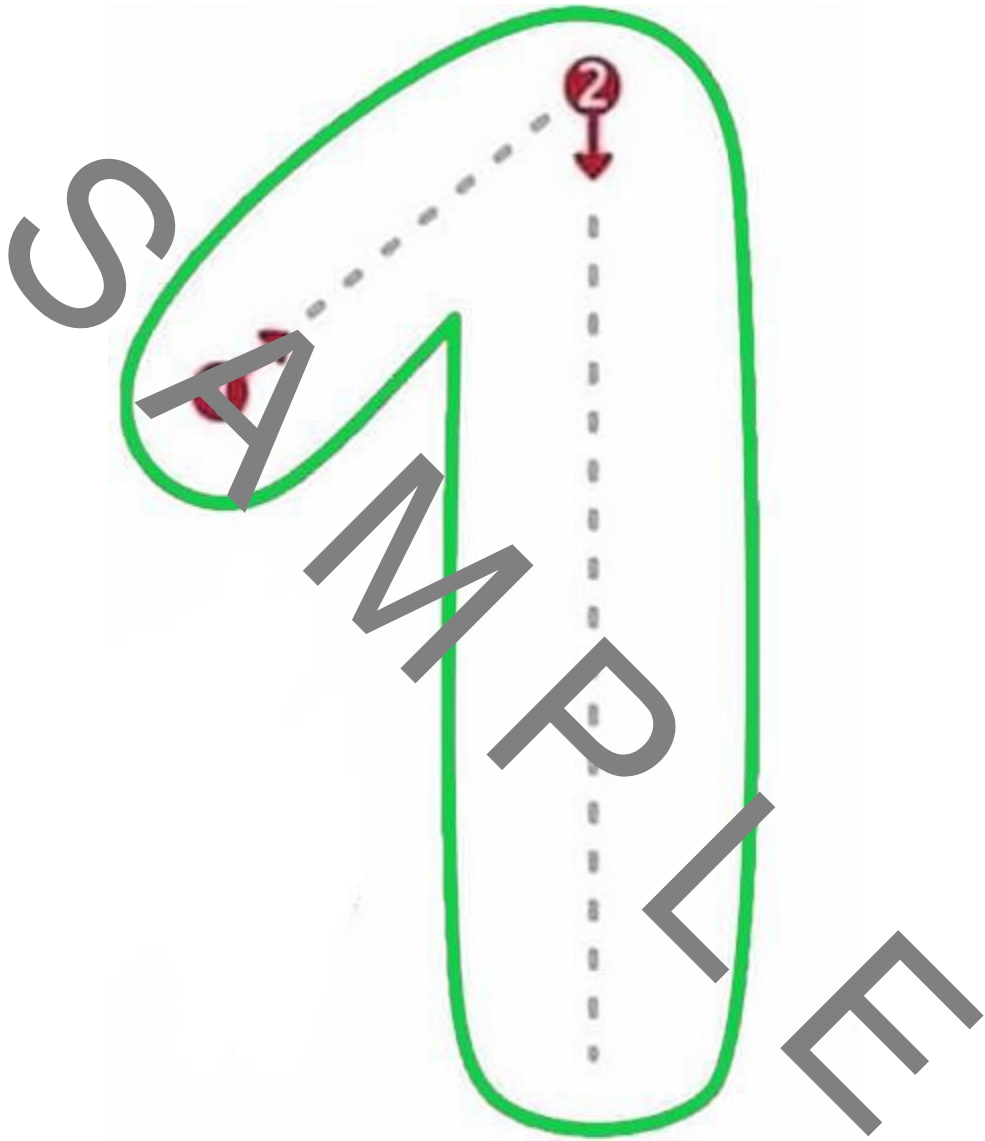


S A M P L E




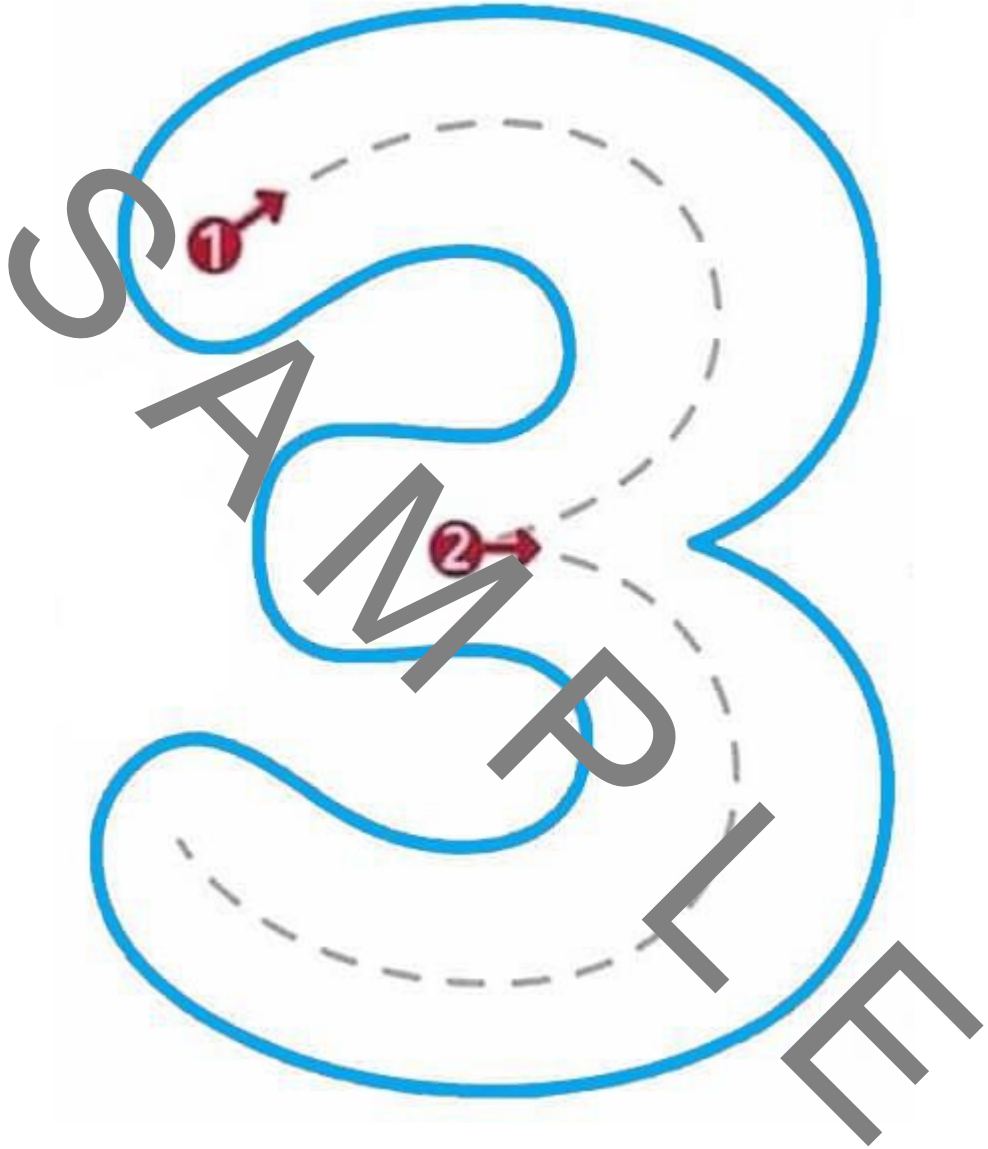
S A M P L E

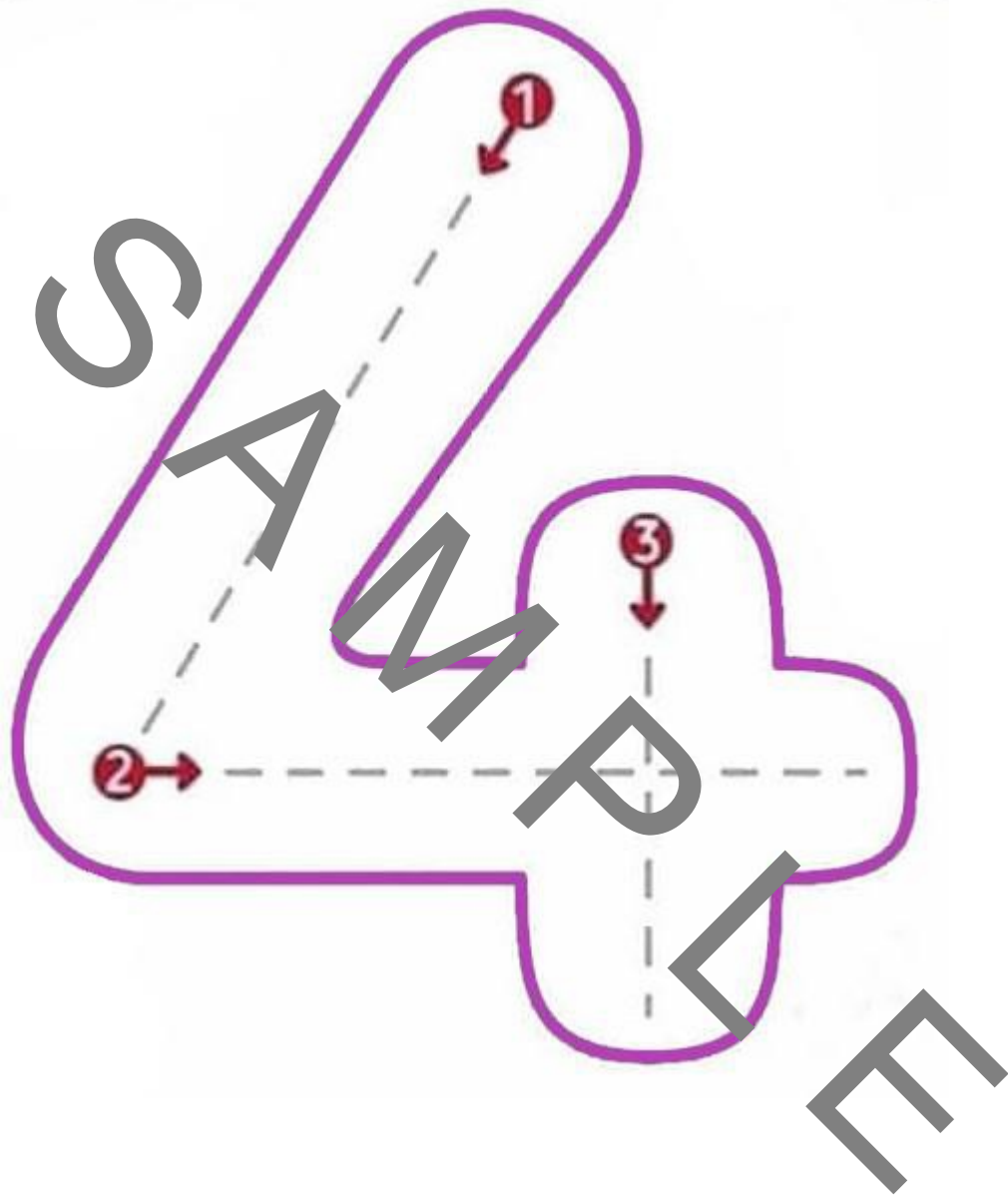


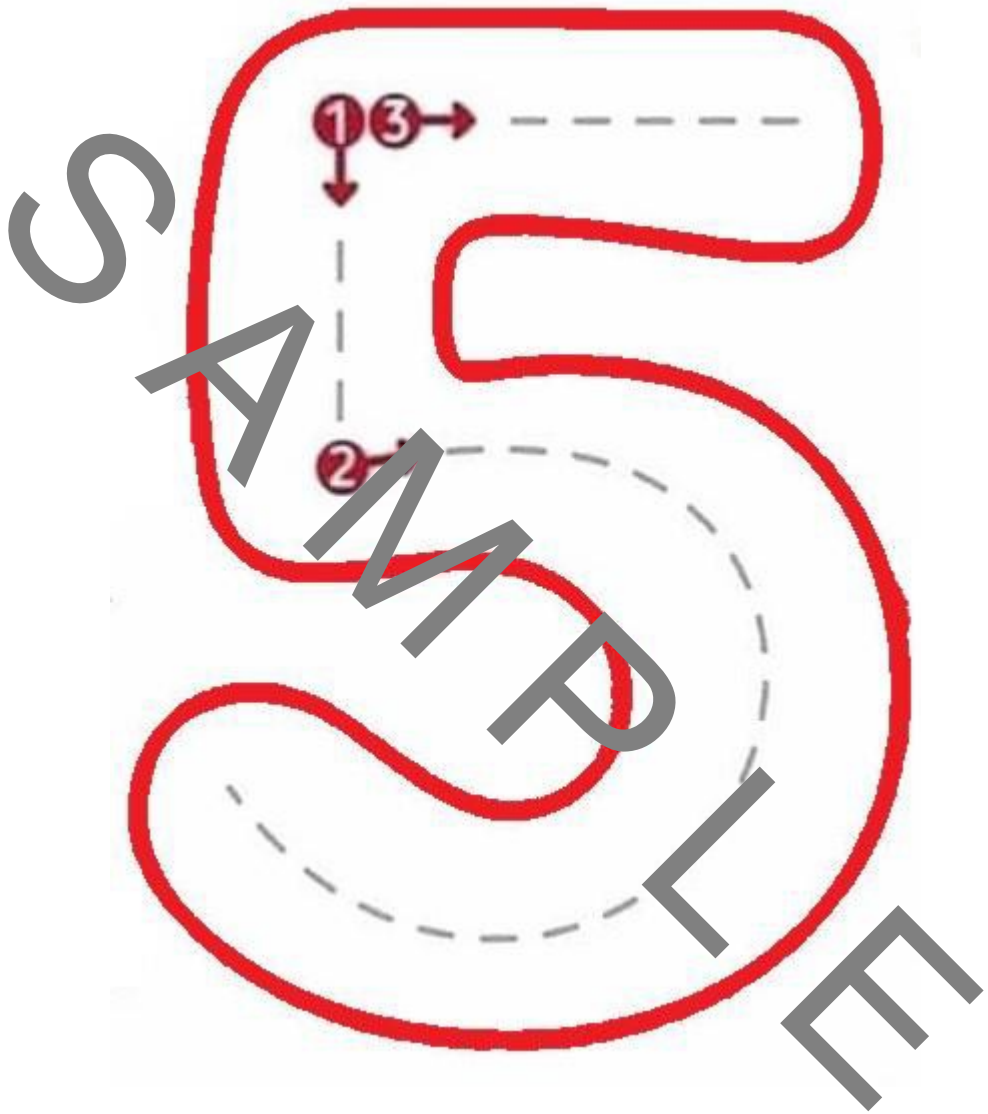


S
A
M
P
L
E

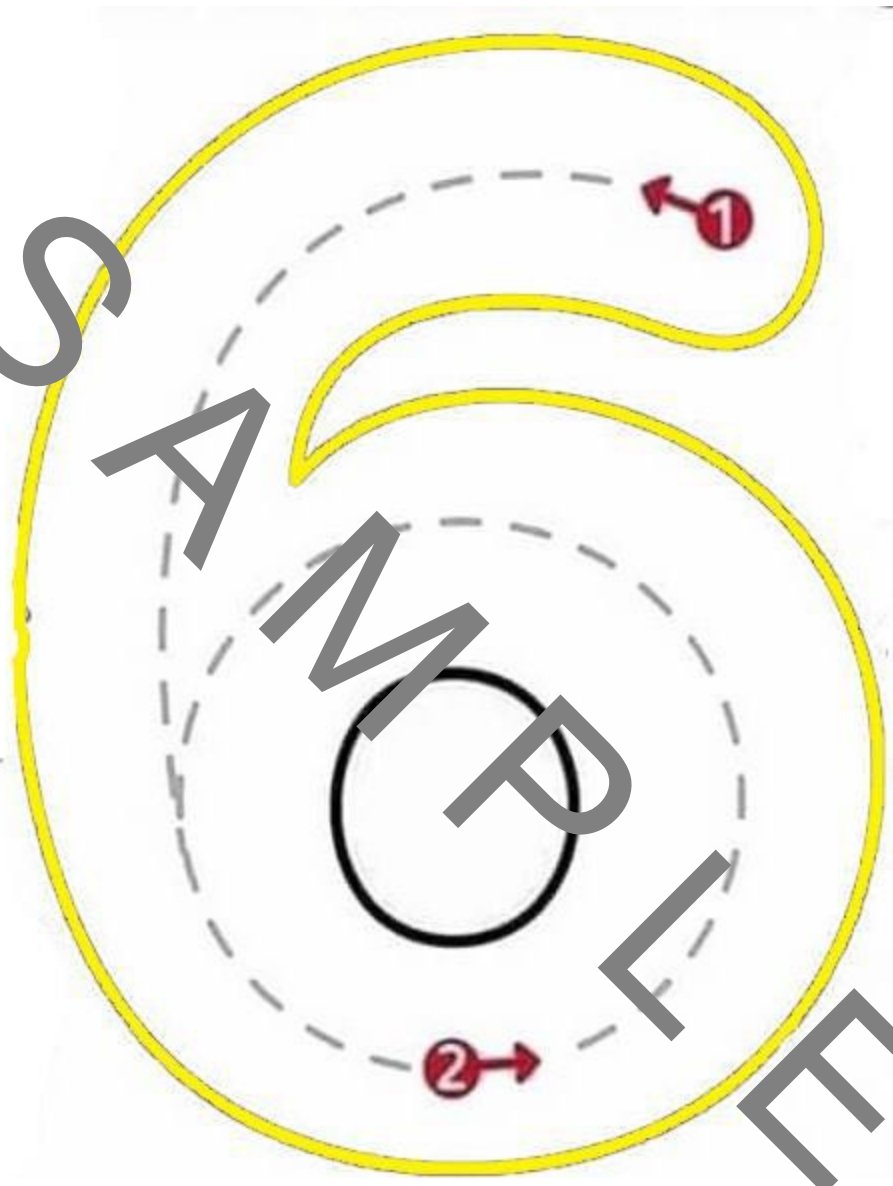


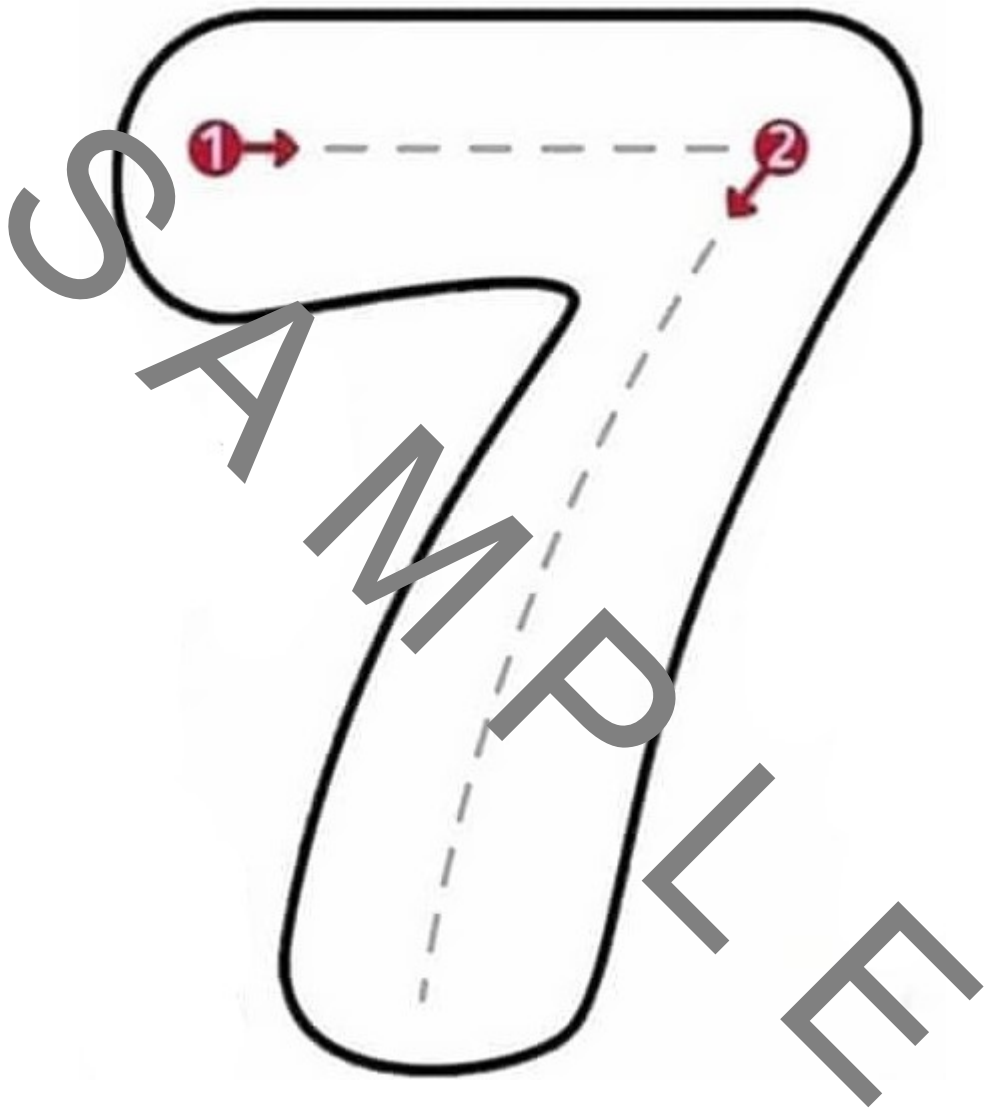




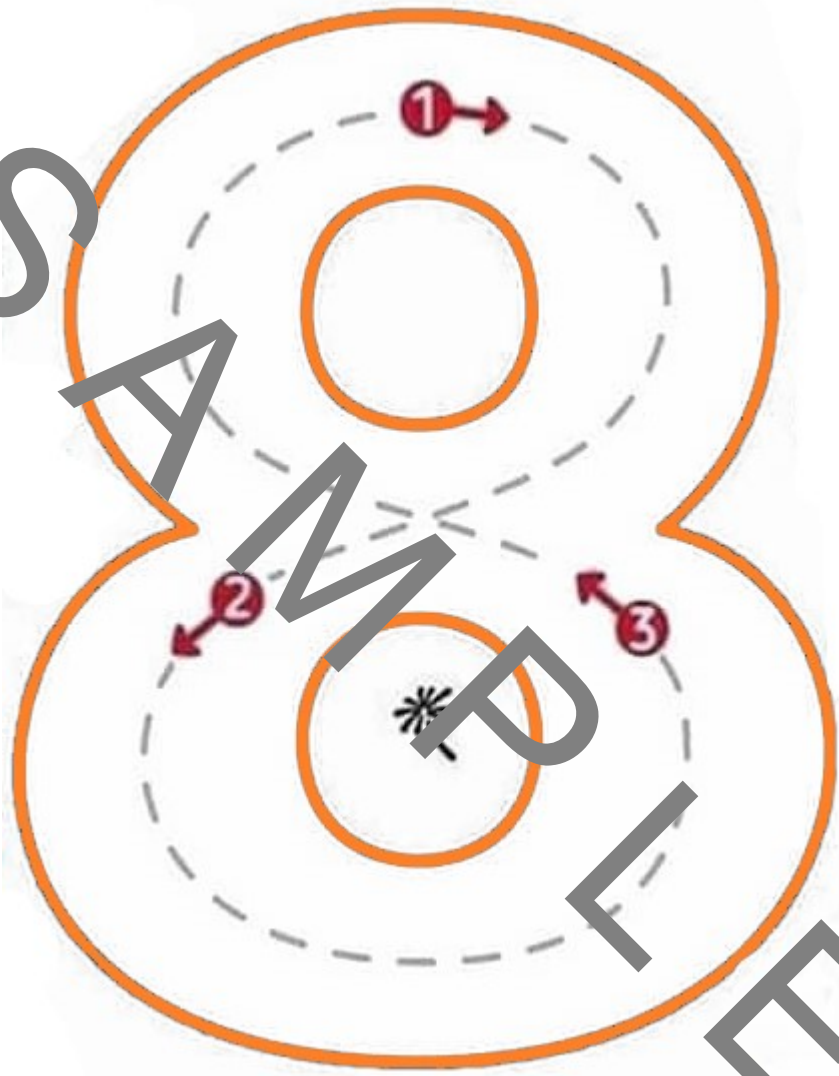



S
A
M
P
L
E

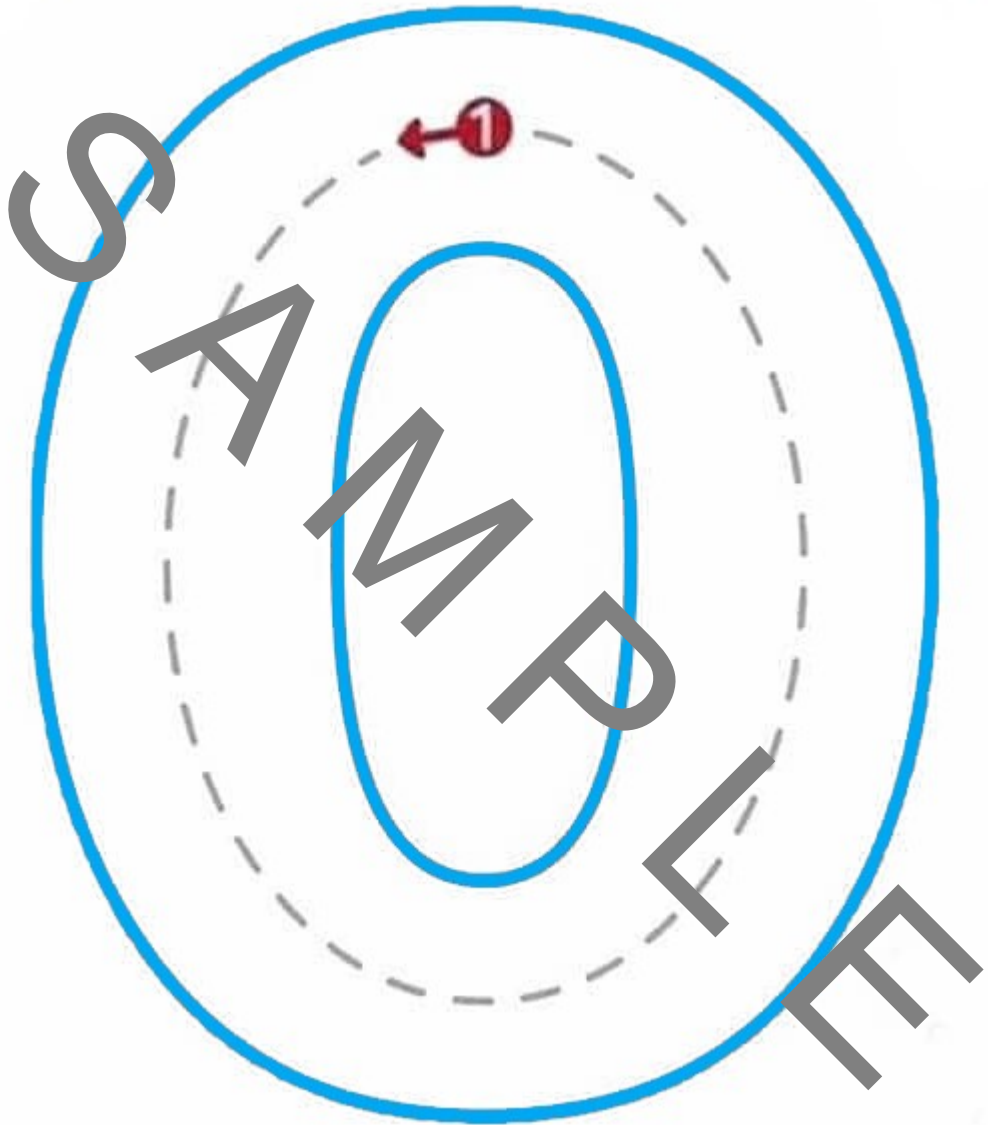




SAMPLE







1

2

3

4

5

6

7

8

9

10

11

12

13

14

15

16

17

18

19

20

SAMPLE

1

1

1

1

1

2

2

2

2

2

3

3

3

3

3

4

4

4

4

4

5

5

5

5

5

6

6

6

6

6

7

7

7

7

7

8

8

8

8

8

9

9

9

9

9

10

10

10

10

10

11 11 11 11 11

12 12 12 12 12

13 13 13 13 13

14 14 14 14 14

15 15 15 15 15

16 16 16 16 16

17 17 17 17 17


18 18 18 18 18







19 19 19 19 19

20 20 20 20 20

SAMPLE

SAMPLE










S

A



















M

P

















E




















SAMPLE



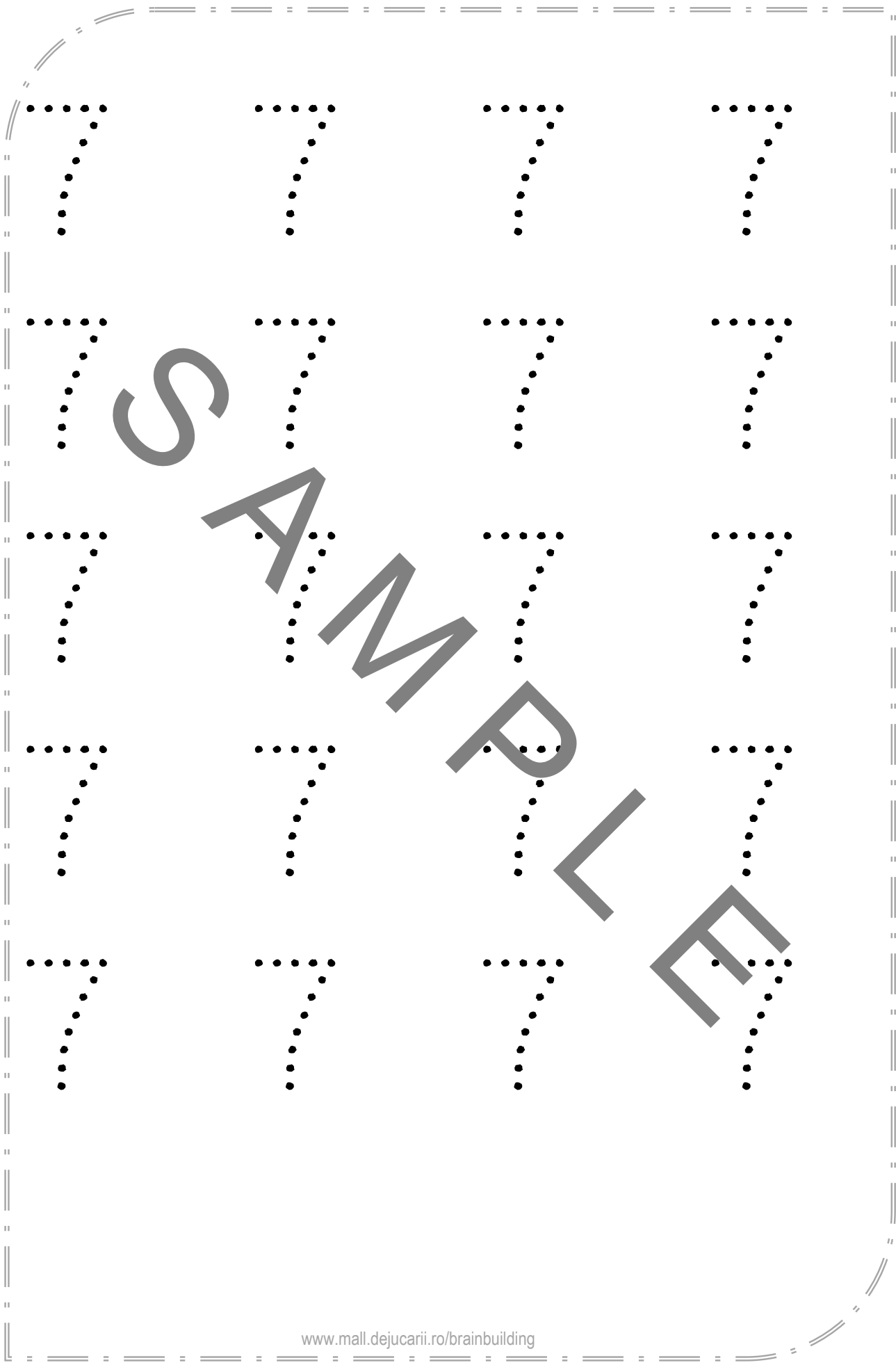
SAMPLE




















SAMPLE




















SAMPLE





















SAMPLE




SAMPLE



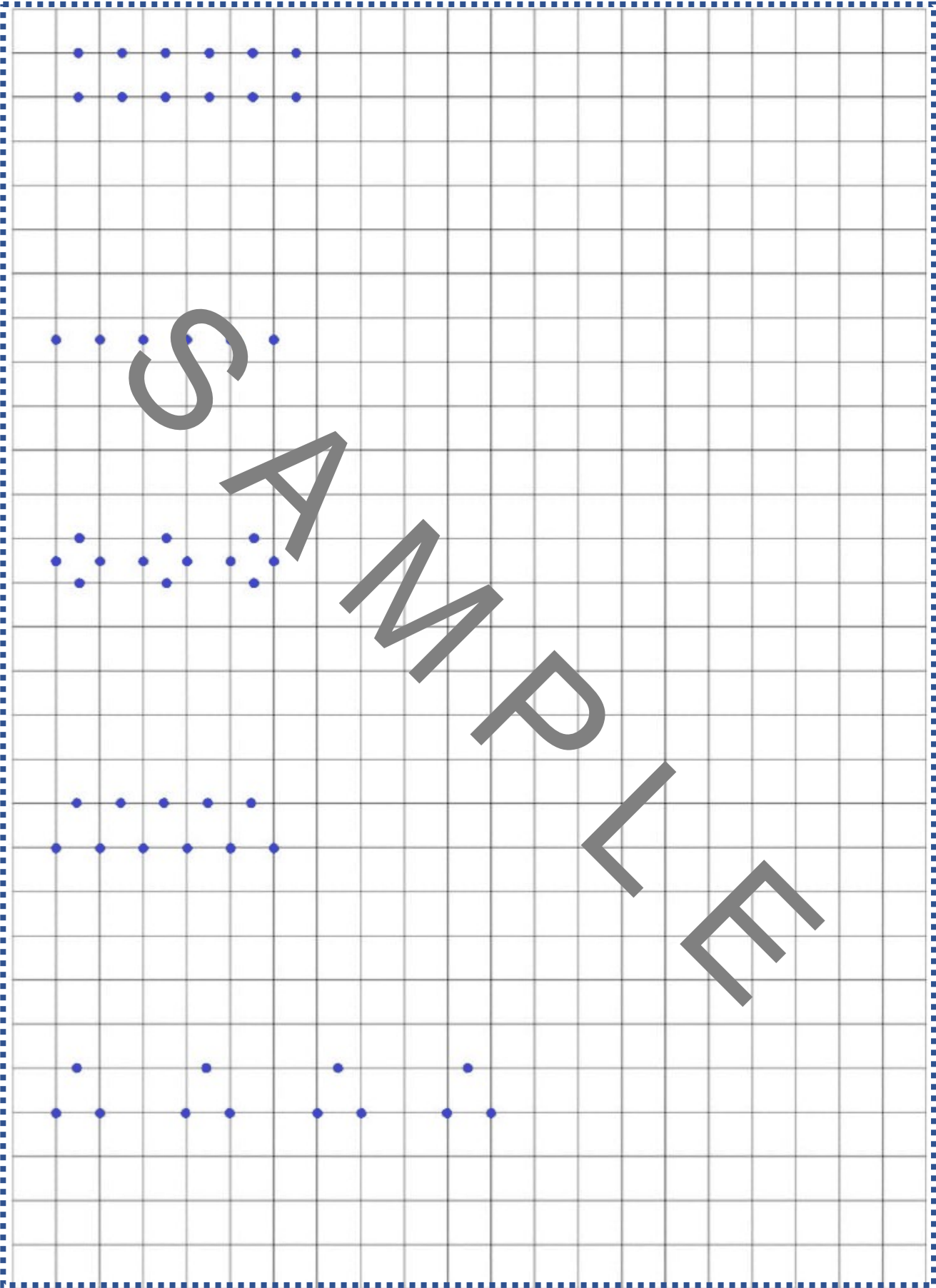
SAMPLE

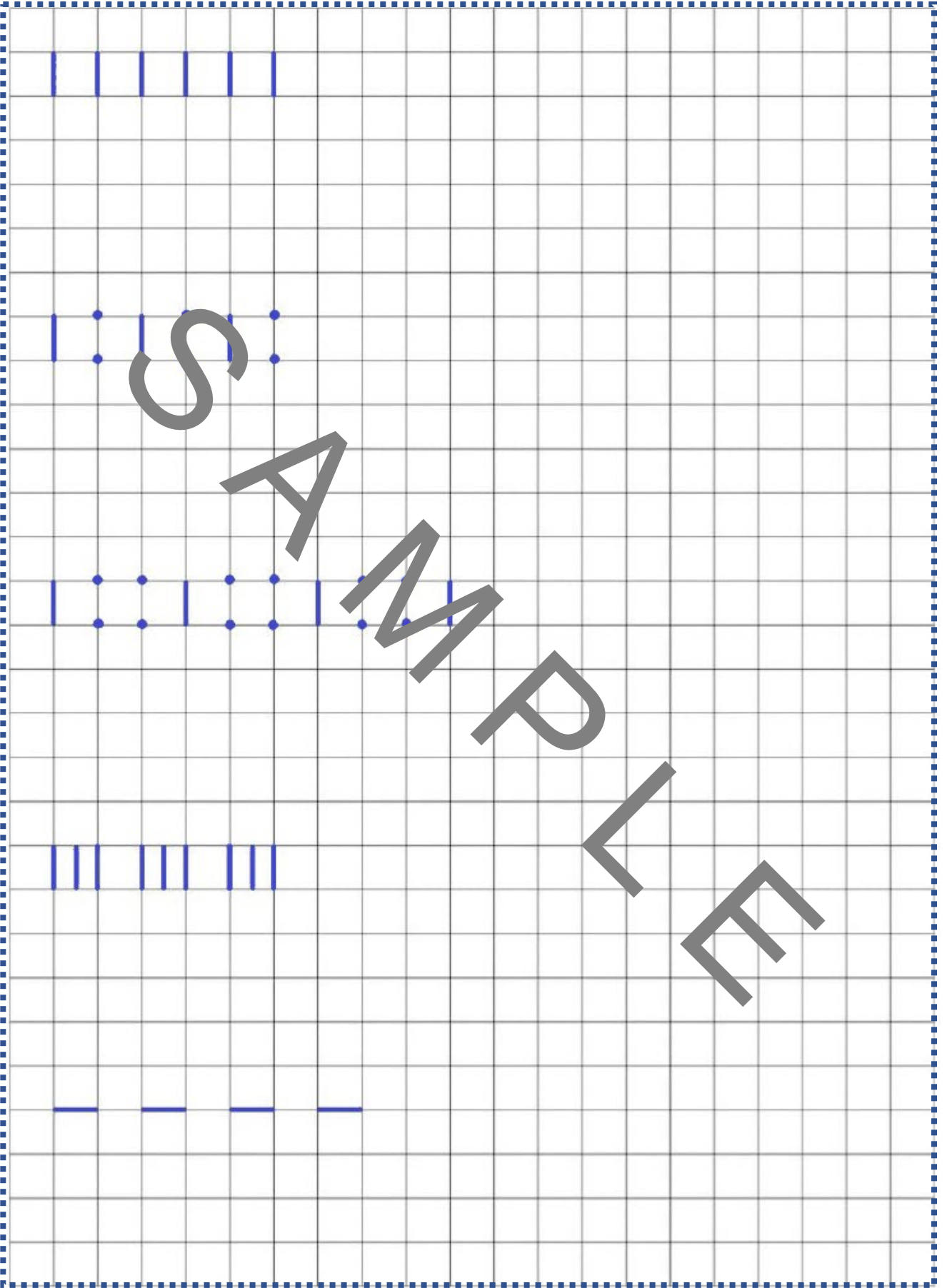


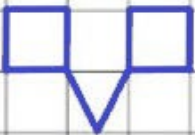
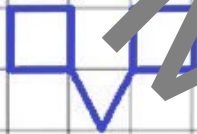
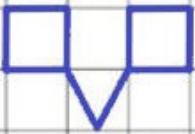
SAMPLE




S
A
M
P
L
E









S
A
M
P
L
E







S
A
M
P
L
E

1. 2. 3.

4. 5.

6. 7.

8. 9.

10. 11.

12. 13.

14. 15.

16. 17.

18. 19.

20.

SAMPLE

a a a a a a a

a a a a a a a

a a a a a a a

a a a a a a a



A A A A A A A

A A A A A A A

A A A A A A A

A A A A A A A

ä ä ä ä ä ä ä ä ä

ä ä ä ä ä ä ä ä ä

ä ä ä ä ä ä ä ä ä

ä ä ä ä ä ä ä ä ä



å å å å å å å å å

å å å å å å å å å

å å å å å å å å å

å å å å å å å å å

á á á á á á á á á

á á á á á á á á á

á á á á á á á á á

á á á á á á á á á



á á á á á á á á á

á á á á á á á á á

á á á á á á á á á

á á á á á á á á á

Handwriting practice row 1: Dotted uppercase letter 'A' on a three-line grid (dashed top, solid middle, solid bottom). The row contains 12 'A's.

Handwriting practice row 2: Dotted uppercase letter 'A' on a three-line grid. The row contains 12 'A's.

Handwriting practice row 3: Dotted uppercase letter 'A' on a three-line grid. The row contains 12 'A's.

Handwriting practice row 4: Dotted uppercase letter 'A' on a three-line grid. The row contains 12 'A's.



Handwriting practice row 5: Dotted uppercase letter 'B' on a three-line grid. The row contains 12 'B's.

Handwriting practice row 6: Dotted uppercase letter 'B' on a three-line grid. The row contains 12 'B's.

Handwriting practice row 7: Dotted uppercase letter 'B' on a three-line grid. The row contains 12 'B's.

Handwriting practice row 8: Dotted uppercase letter 'B' on a three-line grid. The row contains 12 'B's.

Handwriting practice row 1: Cursive letter 'c' tracing on a three-line grid.

Handwriting practice row 2: Cursive letter 'c' tracing on a three-line grid.

Handwriting practice row 3: Cursive letter 'c' tracing on a three-line grid.

Handwriting practice row 4: Cursive letter 'c' tracing on a three-line grid.



Handwriting practice row 5: Cursive letter 'w' tracing on a three-line grid.

Handwriting practice row 6: Cursive letter 'o' tracing on a three-line grid.

Handwriting practice row 7: Cursive letter 'w' tracing on a three-line grid.

Handwriting practice row 8: Cursive letter 'o' tracing on a three-line grid.

Handwriting practice row 9: Cursive letter 'w' tracing on a three-line grid.

Handwriting practice row 10: Cursive letter 'o' tracing on a three-line grid.

Handwriting practice row 11: Cursive letter 'w' tracing on a three-line grid.

Handwriting practice row 12: Cursive letter 'o' tracing on a three-line grid.

SAMPLE

Handwriting practice row 1: Cursive lowercase letter 'a' on a four-line grid. The first row is a dashed line, followed by a solid top line, a dashed middle line, and a solid bottom line. The letter 'a' is written in a cursive style, starting with a vertical stroke from the top line to the bottom line, and a loop that crosses the middle line and ends at the bottom line. There are 10 dashed 'a's for tracing.

Handwriting practice row 2: Cursive lowercase letter 'a' on a four-line grid. The first row is a dashed line, followed by a solid top line, a dashed middle line, and a solid bottom line. The letter 'a' is written in a cursive style, starting with a vertical stroke from the top line to the bottom line, and a loop that crosses the middle line and ends at the bottom line. There are 10 dashed 'a's for tracing.

Handwriting practice row 3: Cursive lowercase letter 'a' on a four-line grid. The first row is a dashed line, followed by a solid top line, a dashed middle line, and a solid bottom line. The letter 'a' is written in a cursive style, starting with a vertical stroke from the top line to the bottom line, and a loop that crosses the middle line and ends at the bottom line. There are 10 dashed 'a's for tracing.

Handwriting practice row 4: Cursive lowercase letter 'a' on a four-line grid. The first row is a dashed line, followed by a solid top line, a dashed middle line, and a solid bottom line. The letter 'a' is written in a cursive style, starting with a vertical stroke from the top line to the bottom line, and a loop that crosses the middle line and ends at the bottom line. There are 10 dashed 'a's for tracing.



Handwriting practice row 5: Cursive lowercase letter 'g' on a four-line grid. The first row is a dashed line, followed by a solid top line, a dashed middle line, and a solid bottom line. The letter 'g' is written in a cursive style, starting with a vertical stroke from the top line to the bottom line, and a loop that crosses the middle line and ends at the bottom line. There are 10 dashed 'g's for tracing.

Handwriting practice row 6: Cursive lowercase letter 'g' on a four-line grid. The first row is a dashed line, followed by a solid top line, a dashed middle line, and a solid bottom line. The letter 'g' is written in a cursive style, starting with a vertical stroke from the top line to the bottom line, and a loop that crosses the middle line and ends at the bottom line. There are 10 dashed 'g's for tracing.

Handwriting practice row 7: Cursive lowercase letter 'g' on a four-line grid. The first row is a dashed line, followed by a solid top line, a dashed middle line, and a solid bottom line. The letter 'g' is written in a cursive style, starting with a vertical stroke from the top line to the bottom line, and a loop that crosses the middle line and ends at the bottom line. There are 10 dashed 'g's for tracing.

Handwriting practice row 8: Cursive lowercase letter 'g' on a four-line grid. The first row is a dashed line, followed by a solid top line, a dashed middle line, and a solid bottom line. The letter 'g' is written in a cursive style, starting with a vertical stroke from the top line to the bottom line, and a loop that crosses the middle line and ends at the bottom line. There are 10 dashed 'g's for tracing.

Handwriting practice row 1: Dotted cursive 'l' characters on a three-line guide.

Handwriting practice row 2: Dotted cursive 'l' characters on a three-line guide.

Handwriting practice row 3: Dotted cursive 'l' characters on a three-line guide.

Handwriting practice row 4: Dotted cursive 'l' characters on a three-line guide.



Handwriting practice row 5: Dotted cursive 'o' characters on a three-line guide.

Handwriting practice row 6: Dotted cursive 'o' characters on a three-line guide.

Handwriting practice row 7: Dotted cursive 'o' characters on a three-line guide.

Handwriting practice row 8: Dotted cursive 'o' characters on a three-line guide.

SAMPLE

Handwriting practice for the letter '4'. The page contains three rows of the letter '4' on a four-line grid. Each row consists of ten dashed '4's for tracing, followed by ten solid '4's for independent practice.



Handwriting practice for the letter 'j'. The page contains five rows of the letter 'j' on a four-line grid. Each row consists of ten dashed 'j's for tracing, followed by ten solid 'j's for independent practice.

SAMPLE

Handwriting practice row 1: Cursive letter 'g' tracing on a three-line grid.

Handwriting practice row 2: Cursive letter 'g' tracing on a three-line grid.

Handwriting practice row 3: Cursive letter 'g' tracing on a three-line grid.

Handwriting practice row 4: Cursive letter 'g' tracing on a three-line grid.



Handwriting practice row 5: Cursive letter 'y' tracing on a three-line grid.

Handwriting practice row 6: Cursive letter 'y' tracing on a three-line grid.

Handwriting practice row 7: Cursive letter 'y' tracing on a three-line grid.

Handwriting practice row 8: Cursive letter 'y' tracing on a three-line grid.

SAMPLE

Handwriting practice row 1: Cursive letter 'k' on a four-line grid. The first row contains solid 'k's, and the following three rows contain dashed 'k's for tracing.

Handwriting practice row 2: Cursive letter 'k' on a four-line grid. The first row contains solid 'k's, and the following three rows contain dashed 'k's for tracing.

Handwriting practice row 3: Cursive letter 'k' on a four-line grid. The first row contains solid 'k's, and the following three rows contain dashed 'k's for tracing.

Handwriting practice row 4: Cursive letter 'k' on a four-line grid. The first row contains solid 'k's, and the following three rows contain dashed 'k's for tracing.



Handwriting practice row 5: Cursive letter 'x' on a four-line grid. The first row contains solid 'x's, and the following three rows contain dashed 'x's for tracing.

Handwriting practice row 6: Cursive letter 'x' on a four-line grid. The first row contains solid 'x's, and the following three rows contain dashed 'x's for tracing.

Handwriting practice row 7: Cursive letter 'x' on a four-line grid. The first row contains solid 'x's, and the following three rows contain dashed 'x's for tracing.

Handwriting practice row 8: Cursive letter 'x' on a four-line grid. The first row contains solid 'x's, and the following three rows contain dashed 'x's for tracing.

SAMPLE

Handwriting practice row 1: Cursive lowercase letter 'i' on a four-line grid.

Handwriting practice row 2: Cursive lowercase letter 'i' on a four-line grid.

Handwriting practice row 3: Cursive lowercase letter 'i' on a four-line grid.

Handwriting practice row 4: Cursive lowercase letter 'i' on a four-line grid.



Handwriting practice row 5: Cursive lowercase letter 'j' on a four-line grid.

Handwriting practice row 6: Cursive lowercase letter 'j' on a four-line grid.

Handwriting practice row 7: Cursive lowercase letter 'j' on a four-line grid.

Handwriting practice row 8: Cursive lowercase letter 'j' on a four-line grid.

SAMPLE

Handwriting practice row 1: Dotted cursive letter 'i' repeated 10 times on a three-line grid.

Handwriting practice row 2: Dotted cursive letter 'i' repeated 10 times on a three-line grid.

Handwriting practice row 3: Dotted cursive letter 'i' repeated 10 times on a three-line grid.

Handwriting practice row 4: Dotted cursive letter 'i' repeated 10 times on a three-line grid.



Handwriting practice row 5: Dotted cursive letter 'j' repeated 10 times on a three-line grid.

Handwriting practice row 6: Dotted cursive letter 'j' repeated 10 times on a three-line grid.

Handwriting practice row 7: Dotted cursive letter 'j' repeated 10 times on a three-line grid.

Handwriting practice row 8: Dotted cursive letter 'j' repeated 10 times on a three-line grid.

SAMPLE

Handwriting practice for the letter 'S'. The page features four rows of dashed 'S' characters on a three-line grid. A large, semi-transparent watermark 'SAMPLE' is overlaid diagonally across the page.



Handwriting practice for the letter 'J'. The page features four rows of dashed 'J' characters on a three-line grid. A large, semi-transparent watermark 'SAMPLE' is overlaid diagonally across the page.

Handwriting practice lines for the cursive letter 's'. Each line contains ten dotted 's' characters for tracing. A large, semi-transparent watermark 'SAMPLE' is overlaid on the page.



Handwriting practice lines for the cursive letter 'z'. Each line contains ten dotted 'z' characters for tracing. A large, semi-transparent watermark 'SAMPLE' is overlaid on the page.

k k k k k k k k

k k k k k k k k

k k k k k k k k

k k k k k k k k



K K K K K K K K

K K K K K K K K

K K K K K K K K

K K K K K K K K

S S S S S S S S S S

S S S S S S S S S S

S S S S S S S S S S

S S S S S S S S S S



U U U U U U U U U U U U

U U U U U U U U U U U U

U U U U U U U U U U U U

U U U U U U U U U U U U

m m m m m m m

m m m m m m m

m m m m m m m

m m m m m m m



M M M M M M M

M M M M M M M

M M M M M M M

M M M M M M M

Handwriting practice row 1: Dotted uppercase letter 'N' repeated on a four-line grid.

Handwriting practice row 2: Dotted uppercase letter 'N' repeated on a four-line grid.

Handwriting practice row 3: Dotted uppercase letter 'N' repeated on a four-line grid.

Handwriting practice row 4: Dotted uppercase letter 'N' repeated on a four-line grid.



Handwriting practice row 5: Dotted uppercase letter 'M' repeated on a four-line grid.

Handwriting practice row 6: Dotted uppercase letter 'M' repeated on a four-line grid.

Handwriting practice row 7: Dotted uppercase letter 'M' repeated on a four-line grid.

Handwriting practice row 8: Dotted uppercase letter 'M' repeated on a four-line grid.

SAMPLE

o o o o o o o o o o

o o o o o o o o o o

o o o o o o o o o o

o o o o o o o o o o



o o o o o o o o o o

o o o o o o o o o o

o o o o o o o o o o

o o o o o o o o o o

SAMPLE

Handwriting practice row 1: Dotted uppercase letter 'A' on a three-line grid.

Handwriting practice row 2: Dotted uppercase letter 'A' on a three-line grid.

Handwriting practice row 3: Dotted uppercase letter 'A' on a three-line grid.

Handwriting practice row 4: Dotted uppercase letter 'A' on a three-line grid.



Handwriting practice row 5: Dotted lowercase letter 'p' on a three-line grid.

Handwriting practice row 6: Dotted lowercase letter 'p' on a three-line grid.

Handwriting practice row 7: Dotted lowercase letter 'p' on a three-line grid.

Handwriting practice row 8: Dotted lowercase letter 'p' on a three-line grid.

SAMPLE

九 九 九 九 九 九 九 九

九 九 九 九 九 九 九 九

九 九 九 九 九 九 九 九

九 九 九 九 九 九 九 九



九 九 九 九 九 九 九 九

九 九 九 九 九 九 九 九

九 九 九 九 九 九 九 九

九 九 九 九 九 九 九 九

△ △ △ △ △ △ △ △ △ △ △ △

△ △ △ △ △ △ △ △ △ △ △ △

△ △ △ △ △ △ △ △ △ △ △ △

△ △ △ △ △ △ △ △ △ △ △ △



∅ ∅ ∅ ∅ ∅ ∅ ∅ ∅ ∅ ∅ ∅ ∅
J J J J J J J J J J J J

∅ ∅ ∅ ∅ ∅ ∅ ∅ ∅ ∅ ∅ ∅ ∅
J J J J J J J J J J J J

∅ ∅ ∅ ∅ ∅ ∅ ∅ ∅ ∅ ∅ ∅ ∅
J J J J J J J J J J J J

∅ ∅ ∅ ∅ ∅ ∅ ∅ ∅ ∅ ∅ ∅ ∅
J J J J J J J J J J J J

A A A A A A A A A A A A

A A A A A A A A A A A A

A A A A A A A A A A A A

A A A A A A A A A A A A



U U U U U U U U U U U U

U U U U U U U U U U U U

U U U U U U U U U U U U

U U U U U U U U U U U U

SAMPLE

Handwriting practice row 1: Dotted cursive letter 'l' on a three-line grid.

Handwriting practice row 2: Dotted cursive letter 'l' on a three-line grid.

Handwriting practice row 3: Dotted cursive letter 'l' on a three-line grid.

Handwriting practice row 4: Dotted cursive letter 'l' on a three-line grid.



Handwriting practice row 5: Dotted cursive letter 'j' on a three-line grid.

Handwriting practice row 6: Dotted cursive letter 'j' on a three-line grid.

Handwriting practice row 7: Dotted cursive letter 'j' on a three-line grid.

Handwriting practice row 8: Dotted cursive letter 'j' on a three-line grid.

SAMPLE

Handwriting practice for the cursive letter 's'. The page contains four rows of the letter 's' on a three-line grid (dashed top line, solid middle line, solid bottom line). Each row consists of 10 cursive 's' characters. The first row is solid black, the second row is dashed gray, the third row is solid black, and the fourth row is dashed gray. A large, semi-transparent watermark 'SAMPLE' is overlaid diagonally across the middle of the page.



Handwriting practice for the cursive letter 'j'. The page contains four rows of the letter 'j' on a three-line grid (dashed top line, solid middle line, solid bottom line). Each row consists of 10 cursive 'j' characters. The first row is solid black, the second row is dashed gray, the third row is solid black, and the fourth row is dashed gray. A large, semi-transparent watermark 'SAMPLE' is overlaid diagonally across the middle of the page.

u u u u u u u u

u u u u u u u u

u u u u u u u u

u u u u u u u u



u u u u u u u u

u u u u u u u u

u u u u u u u u

u u u u u u u u

u u u u u u u u u u u

u u u u u u u u u u u

u u u u u u u u u u u

u u u u u u u u u u u



u u u u u u u u u u u

u u u u u u u u u u u

u u u u u u u u u u u

u u u u u u u u u u u

U U U U U U U U U

U U U U U U U U U

U U U U U U U U U

U U U U U U U U U



x x x x x x x x x

x x x x x x x x x

x x x x x x x x x

x x x x x x x x x

SAMPLE

1 1 1 1 1 1 1 1 1 1 1

1 1 1 1 1 1 1 1 1 1 1

1 1 1 1 1 1 1 1 1 1 1

1 1 1 1 1 1 1 1 1 1 1



1 1 1 1 1 1 1 1 1 1 1

1 1 1 1 1 1 1 1 1 1 1

1 1 1 1 1 1 1 1 1 1 1

1 1 1 1 1 1 1 1 1 1 1

SAMPLE



Handwriting practice row 1: The Hebrew letter Shin (ש) is written on a set of three horizontal lines (top dashed, middle solid, bottom solid). The first row shows the letter in a solid, dotted, and dashed format. The second row shows the letter in a solid, dotted, and dashed format.

Handwriting practice row 2: The Hebrew letter Shin (ש) is written on a set of three horizontal lines. The first row shows the letter in a solid, dotted, and dashed format. The second row shows the letter in a solid, dotted, and dashed format.

Handwriting practice row 3: The Hebrew letter Shin (ש) is written on a set of three horizontal lines. The first row shows the letter in a solid, dotted, and dashed format. The second row shows the letter in a solid, dotted, and dashed format.

Handwriting practice row 4: The Hebrew letter Shin (ש) is written on a set of three horizontal lines. The first row shows the letter in a solid, dotted, and dashed format. The second row shows the letter in a solid, dotted, and dashed format.

Handwriting practice row 5: The Hebrew letter Lamed (ל) is written on a set of three horizontal lines. The first row shows the letter in a solid, dotted, and dashed format. The second row shows the letter in a solid, dotted, and dashed format.

Handwriting practice row 6: The Hebrew letter Lamed (ל) is written on a set of three horizontal lines. The first row shows the letter in a solid, dotted, and dashed format. The second row shows the letter in a solid, dotted, and dashed format.

Handwriting practice row 7: The Hebrew letter Lamed (ל) is written on a set of three horizontal lines. The first row shows the letter in a solid, dotted, and dashed format. The second row shows the letter in a solid, dotted, and dashed format.

Handwriting practice row 8: The Hebrew letter Lamed (ל) is written on a set of three horizontal lines. The first row shows the letter in a solid, dotted, and dashed format. The second row shows the letter in a solid, dotted, and dashed format.

SAMPLE

Q q Q q Q q Q q Q q

Q q Q q Q q Q q Q q

Q q Q q Q q Q q Q q

Q q Q q Q q Q q Q q

W w W w W w W w W w

W w W w W w W w W w

W w W w W w W w W w

W w W w W w W w W w

SAMPLE

o o o o o o o

o o o o o o o

o o o o o o o

o o o o o o o

A A A A A

A A A A A

A A A A A

A A A A A

A A A A A

SAMPLE

ă ă ă ă ă ă ă

ă ă ă ă ă ă ă

ă ă ă ă ă ă ă

ă ă ă ă ă ă ă

Ă Ă Ă Ă Ă

Ă Ă Ă Ă Ă

Ă Ă Ă Ă Ă

Ă Ă Ă Ă Ă

SAMPLE

o o o o o o o

o o o o o o o

o o o o o o o

o o o o o o o

A A A A A A

A A A A A A

A A A A A A

A A A A A A

SAMPLE

o o o o o o o

o o o o o o o

o o o o o o o

o o o o o o o

B B B B B B B

B B B B B B B

B B B B B B B

B B B B B B B

SAMPLE

C C C C C C C

C C C C C C C

C C C C C C C

C C C C C C C

C C C C C C C

C C C C C C C

C C C C C C C

C C C C C C C

SAMPLE

o o o o o o o

o o o o o o o

o o o o o o o

o o o o o o o

D D D D D D D

D D D D D D D

D D D D D D D

D D D D D D D

SAMPLE

Sample

Sample

Sample

Sample

Sample

Sample

Sample

Sample

f f f f f f f

f f f f f f f

f f f f f f f

f f f f f f f

F F F F F F F

F F F F F F F

F F F F F F F

F F F F F F F

SAMPLE

g g g g g g g

g g g g g g g

g g g g g g g

g g g g g g g

E E E E E

E E E E E

E E E E E

E E E E E

SAMPLE

h h h h h h h

h h h h h h h

h h h h h h h

h h h h h h h

H H H H H H H

H H H H H H H

H H H H H H H

H H H H H H H

SAMPLE

i i i i i i i i i i

i i i i i i i i i i

i i i i i i i i i i

i i i i i i i i i i

T T T T T T T T T T

T T T T T T T T T T

T T T T T T T T T T

T T T T T T T T T T

S
A
M
P
L
E

↑ ↑ ↑ ↑ ↑ ↑ ↑ ↑ ↑ ↑

↑ ↑ ↑ ↑ ↑ ↑ ↑ ↑ ↑ ↑

↑ ↑ ↑ ↑ ↑ ↑ ↑ ↑ ↑ ↑

↑ ↑ ↑ ↑ ↑ ↑ ↑ ↑ ↑ ↑

↑ ↑ ↑ ↑ ↑ ↑ ↑ ↑ ↑ ↑

↑ ↑ ↑ ↑ ↑ ↑ ↑ ↑ ↑ ↑

↑ ↑ ↑ ↑ ↑ ↑ ↑ ↑ ↑ ↑

↑ ↑ ↑ ↑ ↑ ↑ ↑ ↑ ↑ ↑

S
A
M
P
L
E

j j j j j j j j j j

j j j j j j j j j j

j j j j j j j j j j

j j j j j j j j j j

J J J J J J J J J J

J J J J J J J J J J

J J J J J J J J J J

J J J J J J J J J J

J J J J J J J J J J

SAMPLE

↑ ↑ ↑ ↑ ↑ ↑ ↑ ↑ ↑ ↑

↑ ↑ ↑ ↑ ↑ ↑ ↑ ↑ ↑ ↑

↑ ↑ ↑ ↑ ↑ ↑ ↑ ↑ ↑ ↑

↑ ↑ ↑ ↑ ↑ ↑ ↑ ↑ ↑ ↑

↑ ↑ ↑ ↑ ↑ ↑ ↑ ↑ ↑ ↑

↑ ↑ ↑ ↑ ↑ ↑ ↑ ↑ ↑ ↑

↑ ↑ ↑ ↑ ↑ ↑ ↑ ↑ ↑ ↑

↑ ↑ ↑ ↑ ↑ ↑ ↑ ↑ ↑ ↑

S
A
M
P
L
E

k k k k k k k k

k k k k k k k k

k k k k k k k k

k k k k k k k k

k k k k k k k k

k k k k k k k k

k k k k k k k k

k k k k k k k k

SAMPLE

S
A
M
P
L
E

m m m m m m

m m m m m m

m m m m m m

m m m m m m

M M M M M M

M M M M M M

M M M M M M

M M M M M M

SAMPLE

n n n n n n n n

n n n n n n n n

n n n n n n n n

n n n n n n n n

N N N N N N N N

N N N N N N N N

N N N N N N N N

N N N N N N N N

SAMPLE

o o o o o o o

o o o o o o o

o o o o o o o

o o o o o o o

P P P P P P P

P P P P P P P

P P P P P P P

P P P P P P P

SAMPLE

q q q q q q q

q q q q q q q

q q q q q q q

q q q q q q q

Q Q Q Q Q Q Q

Q Q Q Q Q Q Q

Q Q Q Q Q Q Q

Q Q Q Q Q Q Q

SAMPLE

r r r r r r r r

r r r r r r r r

r r r r r r r r

r r r r r r r r

R R R R R R R R

R R R R R R R R

R R R R R R R R

R R R R R R R R

SAMPLE

S S S S S S S S

S S S S S S S S

S S S S S S S S

S S S S S S S S

S S S S S S S S

S S S S S S S S

S S S S S S S S

S S S S S S S S

S
A
M
P
L
E

S S S S S S S S

S S S S S S S S

S S S S S S S S

S S S S S S S S

S S S S S S S S

S S S S S S S S

S S S S S S S S

S S S S S S S S

SAMPLE

S
A
M
P
L
E

u u u u u u u

u u u u u u u

u u u u u u u

u u u u u u u

u u u u u u u

u u u u u u u

u u u u u u u

u u u u u u u

SAMPLE

V V V V V V V V V V

V V V V V V V V V V

V V V V V V V V V V

V V V V V V V V V V

V V V V V V V V V V

V V V V V V V V V V

V V V V V V V V V V

V V V V V V V V V V

S
A
M
P
L
E

W W W W W W

W W W W W W

W W W W W W

W W W W W W

W W W W W W

W W W W W W

W W W W W W

W W W W W W

SAMPLE

S
A
M
P
L
E

Y Y Y Y Y Y Y Y

Y Y Y Y Y Y Y Y

Y Y Y Y Y Y Y Y

Y Y Y Y Y Y Y Y

Y Y Y Y Y Y Y Y

Y Y Y Y Y Y Y Y

Y Y Y Y Y Y Y Y

Y Y Y Y Y Y Y Y

SAMPLE

S
A
M
P
L
E